

KILEREMME KATALOG



A/S DANSK KUGLELEJE CENTER

Tlf. 44 843 388 – dkc@dkc-as.dk

Web-page.....	1	Poly V–belt PH.....	35
Classical section Z.....	2	Poly V–belt PJ.....	36
Classical section A.....	4	Poly V–belt PK.....	37
Classical section B.....	6	Poly V–belt PL.....	38
Classical section C.....	8	Poly V–belt PM.....	39
Classical section D.....	10	Variable speed belt.....	40
Classical section E.....	12	Banded belt HA.....	41
Classical section 20.....	12	Banded belt HB.....	41
Classical section 25.....	13	Banded belt HC.....	42
Wedge section SPZ.....	14	Banded belt HD.....	42
Wedge section SPA.....	16	Banded belt HSPB.....	43
Wedge section SPB.....	18	Banded belt HSPC.....	43
Wedge section SPC.....	19	Banded belt H3V.....	44
Wedge section 3V.....	20	Banded beltH5V.....	44
Wedge section 5V.....	21	Banded belt H8V.....	45
Wedge section 8V.....	22	Double sided AA.....	46
Cogged classical section ZX.....	23	Double sided BB.....	46
Cogged classical section AX.....	24	Double sided CC.....	47
Cogged classical section BX.....	26	Garden belt dryb 3L.....	48
Cogged classical section CX.....	28	Garden belt dryb 4L.....	49
Cogged section XPZ.....	30	Garden belt dryb 5L.....	50
Cogged section XPA.....	32	Automotive belt AVX10.....	51
Cogged section XPB.....	33	Automotive belt AVX11.....	51
Cogged section XPC.....	34	Automotive belt AVX13.....	52
Cogged section 3VX.....	34	Automotive belt AVX17.....	52
Cogged section 5VX.....	35	Special application belts.....	53

With our expertise and wide range of quality products at competitive prices we offer both online and in our stores, we hope that you quickly can find what you seek.



PRODUKTER



Koyo lejer



Kunststofhuse



Rustfri lejer



Ledlejer



Østlejer



Kæder



Nord-lock

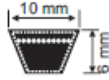


Stålkugler

CLASSICAL SECTION Z

Features:

- Top width to height ratio 1.6:1
- Temperature range: -18 C to +80 C
- Maximum recommended belt speed is 30 m/sec
- Permissible flex rate f=80 per second
- Antistatic, oil and heat resistant
- ATEX certified FRAS belts are also available



Belt Length Factor (mm)			Manufacturing Range	Weight per metre (Kgs)	
Lp to La	Li to Lp	Li to La	9.5 to 195 inch	0.057	
16	22	38			
Section	Dimensions		Angle Degree	Rec. Min Pulley Dia.	Minimum Order Qty. (No. of V-Belts)
Z	Topwidth(mm)	Thickness(mm)	40	50 dp (mm)	50

Z / 10x6

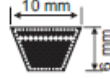
Nominal Length (inches): Li • PDX FRAS belts conforms to ISO 2282 c IIB X

Belt Reference	Inside Length (mm)	Datum/Pitch Length (mm)	Belt Reference	Inside Length (mm)	Datum/Pitch Length (mm)	Belt Reference	Inside Length (mm)	Datum/Pitch Length (mm)
Z 14	360	378	Z 35.5	900	924	Z 58	1475	1495
Z 15	381	403	Z 36	914	936	Z 59	1500	1521
Z 15.5	395	416	Z 36.5	925	949	Z 60	1525	1546
Z 16	410	428	Z 37	940	962	Z 61	1550	1571
Z 16.5	420	443	Z 37.5	950	975	Z 62	1575	1597
Z 17	435	454	Z 38	965	987	Z 63	1600	1622
Z 17.5	450	467	Z 38.5	975	1000	Z 64	1625	1648
Z 18	457	479	Z 39	990	1013	Z 65	1650	1673
Z 18.5	470	494	Z 39.5	1000	1025	Z 66	1676	1698
Z 19	480	505	Z 40	1016	1038	Z 67	1700	1724
Z 19.5	500	517	Z 40.5	1030	1051	Z 68	1725	1749
Z 20	510	530	Z 41	1041	1063	Z 69	1750	1775
Z 20.5	520	543	Z 41.5	1050	1076	Z 70	1775	1800
Z 21	535	555	Z 42	1065	1089	Z 71	1800	1825
Z 21.5	545	568	Z 42.5	1080	1102	Z 72	1830	1851
Z 22	560	581	Z 43	1090	1114	Z 73	1854	1876
Z 22.5	575	594	Z 43.5	1105	1127	Z 74	1880	1902
Z 23	585	606	Z 44	1120	1140	Z 75	1900	1927
Z 23.5	600	619	Z 44.5	1130	1152	Z 76	1930	1952
Z 24	610	632	Z 45	1143	1165	Z 77	1956	1978
Z 24.5	620	644	Z 45.5	1155	1178	Z 78	1980	2003
Z 25	635	657	Z 46	1168	1190	Z 79	2000	2029
Z 25.5	650	670	Z 46.5	1180	1203	Z 80	2032	2054
Z 26	660	682	Z 47	1190	1216	Z 81	2060	2079
Z 26.5	675	695	Z 47.5	1200	1229	Z 82	2083	2105
Z 27	686	708	Z 48	1220	1241	Z 82.5	2095	2118
Z 27.5	700	721	Z 48.5	1230	1254	Z 83	2100	2130
Z 28	710	733	Z 49	1250	1267	Z 83.5	2120	2143
Z 28.5	725	746	Z 49.5	1260	1279	Z 84	2134	2156
Z 29	735	759	Z 50	1270	1292	Z 84.5	2150	2168
Z 29.5	750	771	Z 50.5	1285	1305	Z 85	2160	2181
Z 30	760	784	Z 51	1300	1317	Z 86	2184	2206
Z 30.5	775	797	Z 51.5	1310	1330	Z 86.5	2200	2219
Z 31	790	809	Z 52	1320	1343	Z 87	2210	2232
Z 31.5	800	822	Z 52.5	1335	1356	Z 88	2240	2257
Z 32	815	835	Z 53	1350	1368	Z 89	2260	2283
Z 32.5	825	848	Z 53.5	1360	1381	Z 90	2286	2308
Z 33	840	860	Z 54	1375	1394	Z 91	2311	2333
Z 33.5	850	873	Z 55	1400	1419	Z 92	2337	2359
Z 34	865	886	Z 56	1422	1444	Z 93	2360	2384
Z 34.5	875	898	Z 57	1450	1470	Z 94	2388	2410
Z 35	890	911						

CLASSICAL SECTION Z

Features:

- Top width to height ratio 1.6:1
- Temperature range: -18 C to +80 C
- Maximum recommended belt speed is 30 m/sec
- Permissible flex rate f=80 per second
- Antistatic, oil and heat resistant
- ATEX certified FRAS belts are also available



Z / 10x6

Belt Length Factor (mm)			Manufacturing Range	Weight per metre (Kgs)
Lp to La	Li to Lp	Li to La	9.5 to 195 inch	0.057
16	22	38		

Section	Dimensions		Angle Degree	Rec. Min Pulley Dia.	Minimum Order Qty. (No. of V-Belts)
	Topwidth(mm)	Thickness(mm)			
Z	10	6	40	50 dp (mm)	50

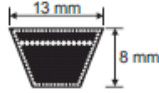
Nominal Length (Inches): Li • 'PIX' FRAS belts conforms to: II 2GD c IIB X

Belt Reference	Inside Length (mm)	Datum/Pitch Length (mm)	Belt Reference	Inside Length (mm)	Datum/Pitch Length (mm)	Belt Reference	Inside Length (mm)	Datum/Pitch Length (mm)
Z 95	2413	2435	Z 117	2965	2994	Z 154	3910	3934
Z 96	2438	2460	Z 118	3000	3019	Z 156	3960	3984
Z 97	2464	2486	Z 119	3025	3045	Z 158	4000	4035
Z 98	2500	2511	Z 120	3050	3070	Z 161	4100	4111
Z 99	2520	2537	Z 122	3100	3121	Z 162	4115	4137
Z 100	2540	2562	Z 124	3150	3172	Z 163	4140	4162
Z 101	2565	2587	Z 126	3200	3222	Z 165	4200	4213
Z 102	2591	2613	Z 128	3250	3273	Z 167	4250	4264
Z 103	2615	2638	Z 130	3302	3324	Z 172	4370	4391
Z 104	2650	2664	Z 132	3350	3375	Z 173	4394	4416
Z 105	2667	2689	Z 134	3400	3426	Z 174	4420	4442
Z 106	2700	2714	Z 136	3450	3476	Z 175	4450	4467
Z 107	2725	2740	Z 138	3500	3527	Z 176	4470	4492
Z 108	2750	2765	Z 140	3550	3578	Z 177	4500	4518
Z 109	2775	2791	Z 142	3600	3629	Z 180	4572	4594
Z 110	2800	2816	Z 143	3630	3654	Z 181	4600	4619
Z 112	2845	2867	Z 144	3658	3680	Z 187	4750	4772
Z 113	2870	2892	Z 146	3700	3730	Z 195	4950	4975
Z 114	2900	2918	Z 148	3750	3781			
Z 115	2920	2943	Z 150	3810	3832			
Z 116	2950	2968	Z 152	3860	3883			

CLASSICAL SECTION A

Features:

- Top width to height ratio 1.6:1
- Temperature range: -18 C to +80 C
- Maximum recommended belt speed is 30 m/sec
- Permissible flex rate f=80 per second
- Antistatic, oil and heat resistant
- ATEX certified FRAS belts are also available



A / 13x8

Belt Length Factor (mm)			Manufacturing Range	Weight per metre (Kgs)	
Lp to La	Li to Lp	Li to La			
14	36	50	13 to 360 inch	0.016	
Section	Dimensions		Angle Degree	Rec. Min Pulley Dia.	Minimum Order Qty. (No. of V-Belts)
	Topwidth(mm)	Thickness(mm)			
A	13	8	40	71 dp (mm)	45 pcs up to 120', 20 pcs above 121'

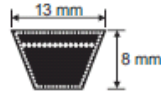
Nominal Length (Inches): Li

Belt Reference	Inside Length (mm)	Datum/Pitch Length (mm)	Belt Reference	Inside Length (mm)	Datum/Pitch Length (mm)	Belt Reference	Inside Length (mm)	Datum/Pitch Length (mm)
A 15	381	417	A 35	890	925	A 55	1400	1433
A 16	410	442	A 35.5	900	938	A 56	1422	1458
A 16.5	420	455	A 36	914	950	A 57	1450	1484
A 17	435	468	A 36.5	925	963	A 58	1475	1509
A 17.5	450	481	A 37	940	976	A 59	1500	1535
A 18	457	493	A 37.5	950	989	A 60	1525	1560
A 18.5	470	506	A 38	965	1001	A 61	1550	1585
A 19	480	519	A 38.5	975	1014	A 62	1575	1611
A 19.5	500	531	A 39	990	1027	A 63	1600	1636
A 20	510	544	A 39.5	1000	1039	A 64	1625	1662
A 20.5	520	557	A 40	1016	1052	A 65	1650	1687
A 21	535	569	A 40.5	1030	1065	A 66	1676	1712
A 21.5	545	582	A 41	1041	1077	A 67	1700	1738
A 22	560	595	A 41.5	1050	1090	A 68	1725	1763
A 22.5	575	608	A 42	1065	1103	A 69	1750	1789
A 23	585	620	A 42.5	1080	1116	A 70	1775	1814
A 23.5	600	633	A 43	1090	1128	A 71	1800	1839
A 24	610	646	A 43.5	1105	1141	A 72	1830	1865
A 24.5	620	658	A 44	1120	1154	A 73	1854	1890
A 25	635	671	A 44.5	1130	1166	A 74	1880	1916
A 25.5	650	684	A 45	1143	1179	A 75	1900	1941
A 26	660	696	A 45.5	1155	1192	A 76	1930	1966
A 26.5	675	709	A 46	1168	1204	A 77	1956	1992
A 27	686	722	A 46.5	1180	1217	A 78	1980	2017
A 27.5	700	735	A 47	1190	1230	A 79	2000	2043
A 28	710	747	A 47.5	1200	1243	A 80	2032	2068
A 28.5	725	760	A 48	1220	1255	A 81	2060	2093
A 29	735	773	A 48.5	1230	1268	A 82	2083	2119
A 29.5	750	785	A 49	1250	1281	A 82.5	2095	2132
A 30	760	798	A 49.5	1260	1293	A 83	2100	2144
A 30.5	775	811	A 50	1270	1306	A 83.5	2120	2157
A 31	790	823	A 50.5	1285	1319	A 84	2134	2170
A 31.5	800	836	A 51	1300	1331	A 84.5	2150	2182
A 32	815	849	A 51.5	1310	1344	A 85	2160	2195
A 32.5	825	862	A 52	1320	1357	A 85.5	2170	2208
A 33	840	874	A 52.5	1335	1370	A 86	2184	2220
A 33.5	850	887	A 53	1350	1382	A 86.5	2200	2233
A 34	865	900	A 53.5	1360	1395	A 87	2210	2246
A 34.5	875	912	A 54	1375	1408	A 88	2240	2271

CLASSICAL SECTION A

Features:

- Top width to height ratio 1.6:1
- Temperature range: -18 C to +80 C
- Maximum recommended belt speed is 30 m/sec
- Permissible flex rate f=80 per second
- Antistatic, oil and heat resistant
- ATEX certified FRAS belts are also available



A / 13x8

Belt Length Factor (mm)			Manufacturing Range	Weight per metre (Kgs)	
Lp to La	Li to Lp	Li to La			
14	36	50	13 to 360 inch	0.016	
Section	Dimensions		Angle Degree	Rec. Min Pulley Dia.	Minimum Order Qty. (No. of V-Belts)
	Topwidth(mm)	Thickness(mm)			
A	13	8	40	71 dp (mm)	45 pcs up to 120", 20 pcs above 121"

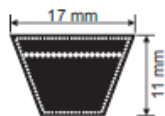
Nominal Length (Inches): Li

Belt Reference	Inside Length (mm)	Datum/Pitch Length (mm)	Belt Reference	Inside Length (mm)	Datum/Pitch Length (mm)	Belt Reference	Inside Length (mm)	Datum/Pitch Length (mm)
A 89	2260	2297	A 118	3000	3033	A 167	4250	4278
A 90	2286	2322	A 119	3025	3059	A 172	4370	4405
A 91	2311	2347	A 120	3050	3084	A 173	4394	4430
A 92	2337	2373	A 122	3100	3135	A 174	4420	4456
A 93	2360	2398	A 124	3150	3186	A 175	4450	4481
A 94	2388	2424	A 126	3200	3236	A 176	4470	4506
A 95	2413	2449	A 128	3250	3287	A 177	4500	4532
A 96	2438	2474	A 130	3302	3338	A 180	4572	4608
A 97	2464	2500	A 132	3350	3389	A 181	4600	4633
A 98	2500	2525	A 134	3400	3440	A 187	4750	4786
A 99	2520	2551	A 136	3450	3490	A 195	4950	4989
A 100	2540	2576	A 138	3500	3541	A 196	4980	5014
A 101	2565	2601	A 140	3550	3592	A 197	5000	5040
A 102	2591	2627	A 142	3600	3643	A 198	5030	5065
A 103	2615	2652	A 143	3630	3668	A 199	5050	5091
A 104	2650	2678	A 144	3658	3694	A 200	5080	5116
A 105	2667	2703	A 145	3683	3719	A 208	5300	5319
A 106	2700	2728	A 146	3700	3744	A 210	5330	5370
A 107	2725	2754	A 148	3750	3795	A 220	5600	5624
A 108	2750	2779	A 150	3810	3846	A 225	5715	5751
A 109	2775	2805	A 152	3860	3897	A 236	6000	6030
A 110	2800	2830	A 154	3910	3948	A 240	6100	6132
A 111	2819	2855	A 156	3960	3998	A 242	6150	6183
A 112	2845	2881	A 158	4000	4049	A 248	6300	6335
A 113	2870	2906	A 160	4064	4100	A 264	6700	6742
A 114	2900	2932	A 161	4100	4125	A 276	7000	7046
A 115	2920	2957	A 162	4115	4151	A 280	7100	7148
A 116	2950	2982	A 163	4140	4176	A 295	7500	7529
A 117	2965	3008	A 165	4200	4227	A 315	8000	8037

CLASSICAL SECTION B

Features:

- Top width to height ratio 1.6:1
- Temperature range: -18 C to +80 C
- Maximum recommended belt speed is 30 m/sec
- Permissible flex rate f=80 per second
- Antistatic, oil and heat resistant
- ATEX certified FRAS belts are also available



B / 17x11

Belt Length Factor (mm)			Manufacturing Range	Weight per metre (Kgs)	
Li to La	Li to Lp	Li to La	16 to 658 inch	0.182	
26	43	69			
Section	Dimensions		Angle Degree	Rec. Min Pulley Dia.	Minimum Order Qty. (No. of V-Belts)
	Topwidth(mm)	Thickness(mm)			
B	17	11	40	112 dg (mm)	30

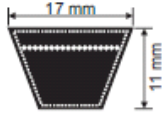
Nominal Length (Inches): Li •PIX' FRAS belts conforms to ISO II 2GD c IIB X

Belt Reference	Inside Length (mm)	Datum/Pitch Length (mm)	Belt Reference	Inside Length (mm)	Datum/Pitch Length (mm)	Belt Reference	Inside Length (mm)	Datum/Pitch Length (mm)
B 16	410	449	B 38.5	975	1021	B 68	1725	1770
B 16.5	420	464	B 39	990	1034	B 69	1750	1796
B 17	435	475	B 39.5	1000	1046	B 70	1775	1821
B 17.5	450	488	B 40	1016	1059	B 71	1800	1846
B 18	457	500	B 40.5	1030	1072	B 72	1830	1872
B 18.5	470	515	B 41	1041	1084	B 73	1854	1897
B 19	480	526	B 41.5	1050	1097	B 74	1880	1923
B 19.5	500	538	B 42	1065	1110	B 75	1900	1948
B 20	510	551	B 42.5	1080	1123	B 76	1930	1973
B 20.5	520	564	B 43	1090	1135	B 77	1956	1999
B 21	535	576	B 43.5	1105	1148	B 78	1980	2024
B 21.5	545	589	B 44	1120	1161	B 79	2000	2050
B 22	560	602	B 44.5	1130	1173	B 80	2032	2075
B 22.5	575	615	B 45	1143	1186	B 81	2060	2100
B 23	585	627	B 45.5	1155	1199	B 82	2083	2126
B 23.5	600	640	B 46	1168	1211	B 82.5	2095	2139
B 24	610	653	B 46.5	1180	1224	B 83	2100	2151
B 24.5	620	665	B 47	1190	1237	B 83.5	2120	2164
B 25	635	678	B 47.5	1200	1250	B 84	2134	2177
B 25.5	650	691	B 48	1220	1262	B 84.5	2150	2189
B 26	660	703	B 48.5	1230	1275	B 85	2160	2202
B 26.5	675	716	B 49	1250	1288	B 86	2184	2227
B 27	686	729	B 49.5	1260	1300	B 86.5	2200	2240
B 27.5	700	742	B 50	1270	1313	B 87	2210	2253
B 28	710	754	B 50.5	1285	1326	B 88	2240	2278
B 28.5	725	767	B 51	1300	1338	B 89	2260	2304
B 29	735	780	B 51.5	1310	1351	B 90	2286	2329
B 29.5	750	792	B 52	1320	1364	B 91	2311	2354
B 30	760	805	B 52.5	1335	1377	B 92	2337	2380
B 30.5	775	818	B 53	1350	1389	B 93	2360	2405
B 31	790	830	B 53.5	1360	1402	B 94	2388	2431
B 31.5	800	843	B 54	1375	1415	B 95	2413	2456
B 32	815	856	B 55	1400	1440	B 96	2438	2481
B 32.5	825	869	B 56	1422	1465	B 97	2464	2507
B 33	840	881	B 57	1450	1491	B 98	2500	2532
B 33.5	850	894	B 58	1475	1516	B 99	2520	2558
B 34	865	907	B 59	1500	1542	B 100	2540	2583
B 34.5	875	919	B 60	1525	1567	B 101	2565	2608
B 35	890	932	B 61	1550	1592	B 102	2591	2634
B 35.5	900	945	B 62	1575	1618	B 103	2615	2659
B 36	914	957	B 63	1600	1643	B 104	2650	2685
B 36.5	925	970	B 64	1625	1669	B 105	2667	2710
B 37	940	983	B 65	1650	1694	B 106	2700	2735
B 37.5	950	996	B 66	1676	1719			
B 38	965	1008	B 67	1700	1745			

CLASSICAL SECTION B

Features:

- Top width to height ratio 1.6:1
- Temperature range: -18 C to +80 C
- Maximum recommended belt speed is 30 m/sec
- Permissible flex rate f=80 per second
- Antistatic, oil and heat resistant
- ATEX certified FRAS belts are also available



B / 17x11

Belt Length Factor (mm)			Manufacturing Range	Weight per metre (Kgs)	
Lp to La	Li to Lp	Li to La			
26	43	69	16 to 658 inch	0.182	
Section	Dimensions		Angle Degree	Rec. Min Pulley Dia.	Minimum Order Qty. (No. of V-Belts)
	Topwidth(mm)	Thickness(mm)			
B	17	11	40	112 dg (mm)	30

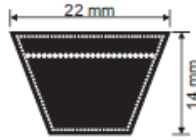
Nominal Length (Inches): LI*PIX* FRAS belts conforms to: II 2GD c IIB X

Belt Reference	Inside Length (mm)	Datum/Pitch Length (mm)	Belt Reference	Inside Length (mm)	Datum/Pitch Length (mm)	Belt Reference	Inside Length (mm)	Datum/Pitch Length (mm)
B 107	2725	2761	B 154	3910	3955	B 208	5300	5326
B 108	2750	2786	B 155	3937	3980	B 210	5330	5377
B 109	2775	2812	B 156	3960	4005	B 216	5486	5529
B 110	2800	2837	B 158	4000	4056	B 220	5600	5631
B 111	2819	2862	B 160	4064	4107	B 224	5690	5733
B 112	2845	2888	B 161	4100	4132	B 225	5715	5758
B 113	2870	2913	B 162	4115	4158	B 226	5740	5783
B 114	2900	2939	B 163	4140	4183	B 229	5816	5860
B 115	2920	2964	B 164	4166	4209	B 236	6000	6037
B 116	2950	2989	B 165	4200	4234	B 238	6045	6088
B 117	2965	3015	B 167	4250	4285	B 240	6100	6139
B 118	3000	3040	B 168	4267	4310	B 242	6150	6190
B 119	3025	3066	B 170	4318	4361	B 248	6300	6342
B 120	3050	3091	B 172	4370	4412	B 264	6700	6749
B 121	3073	3116	B 173	4394	4437	B 276	7000	7053
B 122	3100	3142	B 174	4420	4463	B 280	7100	7155
B 124	3150	3193	B 175	4450	4488	B 295	7500	7536
B 126	3200	3243	B 176	4470	4513	B 298	7569	7612
B 127	3226	3269	B 177	4500	4539	B 315	8000	8044
B 128	3250	3294	B 178	4520	4564			
B 129	3277	3320	B 180	4572	4615			
B 130	3302	3345	B 181	4600	4640			
B 131	3327	3370	B 184	4674	4717			
B 132	3350	3396	B 185	4699	4742			
B 134	3400	3447	B 186	4724	4767			
B 135	3429	3472	B 187	4750	4793			
B 136	3450	3497	B 189	4800	4844			
B 138	3500	3548	B 190	4825	4869			
B 140	3550	3599	B 191	4850	4894			
B 142	3600	3650	B 192	4877	4920			
B 143	3630	3675	B 195	4950	4996			
B 144	3658	3701	B 196	4980	5021			
B 146	3700	3751	B 197	5000	5047			
B 148	3750	3802	B 198	5030	5072			
B 150	3810	3853	B 199	5050	5098			
B 151	3835	3878	B 200	5080	5123			
B 152	3860	3904	B 204	5182	5182			

CLASSICAL SECTION C

Features:

- Top width to height ratio 1.6:1
- Temperature range: -18 C to +80 C
- Maximum recommended belt speed is 30 m/sec
- Permissible flex rate f=80 per second
- Antistatic, oil and heat resistant
- ATEX certified FRAS belts are also available



Belt Length Factor (mm)			Manufacturing Range	Weight per metre (Kgs)
Lp to La	Li to Lp	Li to La		
32	56	88	31 to 658 inch	0.298

Section	Dimensions		Angle Degree	Rec. Min Pulley Dia.	Minimum Order Qty. (No. of V-Belts)
	Topwidth(mm)	Thickness(mm)			
C	22	14	40	180 dp (mm)	30

Nominal Length (inches) : Li
 'R'X FRAS belts conforms to : II 2GD c IIB X (Test report no. IB-03-4-934)

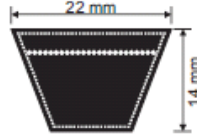
C / 22x14

Belt Reference	Inside Length (mm)	Datum/Pitch Length (mm)	Belt Reference	Inside Length (mm)	Datum/Pitch Length (mm)	Belt Reference	Inside Length (mm)	Datum/Pitch Length (mm)
C 26	660	716	C 55	1400	1453	C 97	2464	2520
C 32	815	869	C 56	1422	1478	C 98	2500	2545
C 32.5	825	882	C 57	1450	1504	C 99	2520	2571
C 33	840	894	C 58	1475	1529	C 100	2540	2596
C 33.5	850	907	C 59	1500	1555	C 101	2565	2621
C 34	865	920	C 60	1525	1580	C 102	2591	2647
C 34.5	875	932	C 61	1550	1605	C 103	2615	2672
C 35	890	945	C 62	1575	1631	C 104	2650	2698
C 35.5	900	958	C 63	1600	1656	C 105	2667	2723
C 36	914	970	C 64	1625	1682	C 106	2700	2748
C 36.5	925	983	C 65	1650	1707	C 107	2725	2774
C 37	940	996	C 66	1676	1732	C 108	2750	2799
C 37.5	950	1009	C 67	1700	1758	C 109	2775	2825
C 38	965	1021	C 68	1725	1783	C 110	2800	2850
C 38.5	975	1034	C 69	1750	1809	C 111	2819	2875
C 39	990	1047	C 70	1775	1834	C 112	2845	2901
C 39.5	1000	1059	C 71	1800	1859	C 113	2870	2926
C 40	1016	1072	C 72	1830	1885	C 114	2900	2952
C 40.5	1030	1085	C 73	1854	1910	C 115	2920	2977
C 41	1041	1097	C 74	1880	1936	C 116	2950	3002
C 41.5	1050	1110	C 75	1900	1961	C 117	2965	3028
C 42	1065	1123	C 76	1930	1986	C 118	3000	3053
C 42.5	1080	1136	C 77	1956	2012	C 119	3400	3059
C 43	1090	1148	C 78	1980	2037	C 120	3050	3104
C 43.5	1105	1161	C 79	2000	2063	C 122	3100	3155
C 44	1120	1174	C 80	2032	2088	C 124	3150	3206
C 44.5	1130	1186	C 81	2060	2113	C 125	3175	3231
C 45	1143	1199	C 82	2083	2139	C 126	3200	3256
C 45.5	1155	1212	C 82.5	2095	2152	C 128	3250	3307
C 46	1168	1224	C 83	2100	2164	C 130	3302	3358
C 46.5	1180	1237	C 83.5	2120	2177	C 132	3350	3409
C 47	1190	1250	C 84	2134	2190	C 134	3400	3460
C 47.5	1200	1263	C 84.5	2150	2202	C 136	3450	3510
C 48	1220	1275	C 85	2160	2215	C 138	3500	3561
C 48.5	1230	1288	C 86	2184	2240	C 140	3550	3612
C 49	1250	1301	C 86.5	2200	2253	C 142	3600	3663
C 49.5	1260	1313	C 87	2210	2266	C 143	3630	3688
C 50	1270	1326	C 88	2240	2291	C 144	3658	3714
C 50.5	1285	1339	C 89	2260	2317	C 146	3700	3764
C 51	1300	1351	C 90	2286	2342	C 148	3750	3815
C 51.5	1310	1364	C 91	2311	2367	C 150	3810	3866
C 52	1320	1377	C 92	2337	2393	C 152	3860	3917
C 52.5	1335	1390	C 93	2360	2418	C 154	3910	3968
C 53	1350	1402	C 94	2388	2444	C 156	3960	4018
C 53.5	1360	1415	C 95	2413	2469	C 158	4000	4069
C 54	1375	1428	C 96	2438	2494	C 160	4064	4120

CLASSICAL SECTION C

Features:

- Top width to height ratio 1.6:1
- Temperature range: -18 C to +80 C
- Maximum recommended belt speed is 30 m/sec
- Permissible flex rate f=80 per second
- Antistatic, oil and heat resistant



Belt Length Factor (mm)			Manufacturing Range	Weight per metre (Kgs)
Lp to La	Li to Lp	Li to La	31 to 658 inch	0.298
32	56	88		

Section	Dimensions		Angle Degree	Rec. Min Pulley Dia.	Minimum Order Qty. (No. of V-Belts)
	Topwidth(mm)	Thickness(mm)			
C	22	14	40	180 dp (mm)	30

Nominal Length (inches) : LI
 PIX FRAS belts conforms to : II 2GD c IIB X (Test report no. IB-03-4-934)

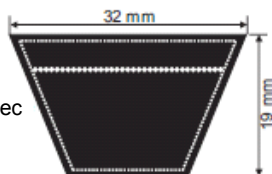
C / 22x14

Belt Reference	Inside Length (mm)	Datum/Pitch Length (mm)	Belt Reference	Inside Length (mm)	Datum/Pitch Length (mm)	Belt Reference	Inside Length (mm)	Datum/Pitch Length (mm)
C 162	4115	4171	C 199	5050	5111	C 265	6731	6787
C 163	4140	4196	C 200	5080	5136	C 270	6858	6914
C 164	4166	4222	C 204	5182	5238	C 276	7000	7066
C 165	4200	4247	C 205	5200	5263	C 280	7100	7168
C 167	4250	4298	C 208	5300	5339	C 285	7239	7295
C 168	4267	4323	C 210	5330	5390	C 295	7500	7549
C 170	4318	4374	C 211	5360	5415	C 300	7620	7676
C 172	4370	4425	C 212	5385	5441	C 314	7976	8032
C 173	4394	4450	C 214	5435	5492	C 315	8000	8057
C 174	4420	4476	C 215	5461	5517	C 324	8230	8286
C 175	4450	4501	C 216	5486	5542	C 328	8331	8387
C 176	4470	4526	C 220	5600	5644	C 334	8484	8540
C 177	4500	4552	C 222	5639	5695	C 354	9000	9048
C 180	4572	4628	C 224	5690	5746	C 356	9050	9098
C 181	4600	4653	C 225	5715	5771	C 360	9144	9200
C 184	4674	4730	C 228	5800	5847			
C 185	4699	4755	C 236	6000	6050			
C 187	4750	4806	C 238	6045	6101			
C 188	4775	4831	C 240	6100	6152			
C 190	4825	4882	C 242	6150	6203			
C 192	4877	4933	C 248	6300	6355			
C 195	4950	5009	C 250	6350	6406			
C 196	4980	5034	C 255	6477	6533			
C 197	5000	5060	C 260	6604	6660			
C 198	5030	5085	C 264	6700	6762			

CLASSICAL SECTION D

Features:

- Top width to height ratio 1.6:1
- Temperature range: -18 C to +80 C
- Maximum recommended belt speed is 30 m/sec
- Permissible flex rate f=80 per second
- Antistatic, oil and heat resistant



Belt Length Factor (mm)			Manufacturing Range	Weight per metre (Kgs)
Lp to La	Li to Lp	Li to La		
40	79	119	44.5 to 662 inch	0.608

Section	Dimensions		Angle Degree	Rec. Min Pulley Dia.	Minimum Order Qty. (No. of V-Belts)
	Topwidth(mm)	Thickness(mm)			
D	32	19	40	355 dp (mm)	15

Nominal Length (Inches) : LI

PIX FRAS belts conforms to : II 2GD c IIB X (Test report no. IB-03-4-934)

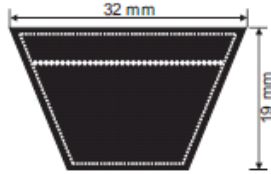
D / 32x19

Belt Reference	Inside Length (mm)	Datum/Pitch Length (mm)	Belt Reference	Inside Length (mm)	Datum/Pitch Length (mm)	Belt Reference	Inside Length (mm)	Datum/Pitch Length (mm)
D 45	1143	1222	D 76	1930	2009	D 113	2870	2949
D 45.5	1155	1235	D 77	1956	2035	D 114	2900	2975
D 46	1168	1247	D 78	1980	2060	D 115	2920	3000
D 46.5	1180	1260	D 79	2000	2086	D 116	2950	3025
D 47	1190	1273	D 80	2032	2111	D 117	2965	3051
D 47.5	1200	1286	D 81	2060	2136	D 118	3000	3076
D 48	1220	1298	D 82	2083	2162	D 119	3025	3102
D 48.5	1230	1311	D 82.5	2095	2175	D 120	3050	3127
D 49	1250	1324	D 83	2100	2187	D 122	3100	3178
D 49.5	1260	1336	D 83.5	2120	2200	D 124	3150	3229
D 50	1270	1349	D 84	2134	2213	D 126	3200	3279
D 50.5	1285	1362	D 84.5	2150	2225	D 128	3250	3330
D 51	1300	1374	D 85	2160	2238	D 130	3302	3381
D 51.5	1310	1387	D 86	2184	2263	D 132	3350	3432
D 52	1320	1400	D 86.5	2200	2276	D 134	3400	3483
D 52.5	1335	1413	D 87	2210	2289	D 136	3450	3533
D 53	1350	1425	D 88	2240	2314	D 137	3480	3559
D 53.5	1360	1438	D 89	2260	2340	D 138	3500	3584
D 54	1375	1451	D 90	2286	2365	D 140	3550	3635
D 55	1400	1476	D 91	2311	2390	D 142	3600	3686
D 56	1422	1501	D 92	2337	2416	D 143	3630	3711
D 57	1450	1527	D 93	2360	2441	D 144	3658	3737
D 58	1475	1552	D 94	2388	2467	D 146	3700	3787
D 59	1500	1578	D 95	2413	2492	D 148	3750	3838
D 60	1525	1603	D 96	2438	2517	D 150	3810	3889
D 61	1550	1628	D 97	2464	2543	D 152	3860	3940
D 62	1575	1654	D 98	2500	2568	D 154	3910	3991
D 63	1600	1679	D 99	2520	2594	D 156	3960	4041
D 64	1625	1705	D 100	2540	2619	D 158	4000	4092
D 65	1650	1730	D 101	2565	2644	D 161	4100	4168
D 66	1676	1755	D 102	2591	2670	D 162	4115	4194
D 67	1700	1781	D 103	2615	2695	D 163	4140	4219
D 68	1725	1806	D 104	2650	2721	D 165	4200	4270
D 69	1750	1832	D 105	2667	2746	D 167	4250	4321
D 70	1775	1857	D 106	2700	2771	D 168	4267	4346
D 71	1800	1882	D 107	2725	2797	D 169	4293	4372
D 72	1830	1908	D 108	2750	2822	D 172	4370	4448
D 73	1854	1933	D 109	2775	2848	D 173	4394	4473
D 74	1880	1959	D 110	2800	2873	D 174	4420	4499
D 75	1900	1984	D 112	2845	2924	D 175	4450	4524

CLASSICAL SECTION D

Features:

- Top width to height ratio 1.6:1
- Temperature range: -18 C to +80 C
- Maximum recommended belt speed is 30 m/sec
- Permissible flex rate f=80 per second
- Antistatic, oil and heat resistant



Belt Length Factor (mm)			Manufacturing Range	Weight per metre (Kgs)
Lp to La	Li to Lp	Li to La		
40	79	119	44.5 to 662 inch	0.608

Section	Dimensions		Angle Degree	Rec. Min Pulley Dia.	Minimum Order Qty. (No. of V-Belts)
	Topwidth(mm)	Thickness(mm)			
D	32	19	40	355 dp (mm)	15

Nominal Length (inches) : LI
 PIX FRAS belts conforms to : II 2GD c IIB X (Test report no. IB-03-4-934)

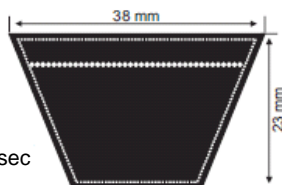
D / 32x19

Belt Reference	Inside Length (mm)	Datum/Pitch Length (mm)	Belt Reference	Inside Length (mm)	Datum/Pitch Length (mm)	Belt Reference	Inside Length (mm)	Datum/Pitch Length (mm)
D 176	4470	4549	D 238	6045	6124	D 326	8280	8359
D 177	4500	4575	D 240	6100	6175	D 330	8385	8464
D 180	4572	4651	D 242	6150	6226	D 335	8510	8590
D 181	4600	4676	D 248	6300	6378	D 345	8763	8842
D 187	4750	4829	D 253	6426	6505	D 351	8915	8994
D 190	4825	4905	D 254	6452	6531	D 354	9000	9070
D 195	4950	5032	D 255	6477	6556	D 358	9100	9172
D 196	4980	5057	D 264	6700	6785	D 360	9144	9223
D 197	5000	5083	D 268	6807	6886	D 364	9246	9325
D 198	5030	5108	D 270	6858	6937	D 374	9500	9579
D 199	5050	5134	D 272	6900	6988	D 390	9906	9985
D 200	5080	5159	D 276	7000	7089	D 394	10000	10079
D 204	5182	5261	D 280	7100	7191	D 441	11200	11280
D 205	5200	5286	D 285	7239	7318	D 478	12141	12220
D 208	5300	5362	D 295	7500	7572			
D 210	5330	5413	D 297	7550	7623			
D 220	5600	5667	D 300	7620	7699			
D 225	5715	5794	D 314	7696	8055			
D 228	5800	5870	D 315	8000	8080			
D 236	6000	6073	D 320	8128	8207			

CLASSICAL SECTION E

Features:

- Top width to height ratio 1.6:1
- Temperature range: -18 C to +80 C
- Maximum recommended belt speed is 30 m/sec
- Permissible flex rate f=80 per second
- Antistatic, oil and heat resistant



Belt Length Factor (mm)			Manufacturing Range	Weight per metre (Kgs)
Lp to La	Li to Lp	Li to La		
53	92	145	90 to 658 inch	0.900

Section	Dimensions		Angle Degree	Rec. Min Pulley Dia.	Minimum Order Qty. (No. of V-Belts)
	Topwidth(mm)	Thickness(mm)			
E	38	23	40	500 dp (mm)	10

Nominal Length (inches) : LI
 PDX FRAS belts conforms to : II 2GD c IIB X (Test report no. IB-03-4-934)

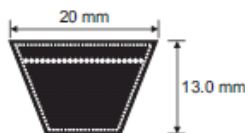
E / 38x23

Belt Reference	Inside Length (mm)	Datum/Pitch Length (mm)	Belt Reference	Inside Length (mm)	Datum/Pitch Length (mm)	Belt Reference	Inside Length (mm)	Datum/Pitch Length (mm)
E 118	3000	3092	E 236	6000	6092	E 354	9000	9084
E 144	3658	3750	E 240	6100	6192	E 360	9144	9236
E 145	3683	3772	E 248	6300	6392	E 390	9908	10002
E 158	4000	4092	E 270	6858	6952	E 394	10010	10100
E 180	4572	4664	E 280	7100	7192	E 420	10670	10760
E 197	5000	5092	E 295	7500	7592	E 441	11200	11293
E 210	5330	5422	E 300	7620	7712	E 480	12190	12284
E 220	5600	5692	E 315	8000	8093	E 492	12500	12589
E 226	5740	5832	E 330	8380	8474			

CLASSICAL SECTION 20

Features:

- Top width to height ratio 1.6:1
- Temperature range: -18 C to +80 C
- Maximum recommended belt speed is 30 m/sec
- Permissible flex rate f=80 per second
- Antistatic, oil and heat resistant



Belt Length Factor (mm)			Manufacturing Range	Weight per metre (Kgs)
Lp to La	Li to Lp	Li to La		
31	48	79	35.5 to 375 inch	0.243

Section	Dimensions		Angle Degree	Rec. Min Pulley Dia.	Minimum Order Qty. (No. of V-Belts)
	Topwidth(mm)	Thickness(mm)			
20	20	13.0	40	160 dp (mm)	30

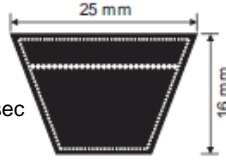
20 / 20x12.5

Belt Reference	Inside Length (inches)	Datum/Pitch Length (mm)	Belt Reference	Inside Length (inches)	Datum/Pitch Length (mm)	Belt Reference	Inside Length (inches)	Datum/Pitch Length (mm)
20 x 900	35.43	948	20 x 2360	92.91	2408	20 x 6100	240.15	6148
20 x 1000	39.37	1048	20 x 2500	98.43	2548	20 x 6150	242.13	6198
20 x 1060	41.73	1108	20 x 2650	104.33	2698	20 x 6300	248.03	6348
20 x 1120	44.09	1168	20 x 2800	110.24	2848	20 x 6350	250.00	6398
20 x 1180	46.46	1228	20 x 3000	118.11	3048	20 x 6550	257.87	6598
20 x 1250	49.21	1298	20 x 3150	124.02	3198	20 x 6700	263.77	6748
20 x 1320	51.97	1368	20 x 3350	131.89	3398	20 x 6750	265.75	6798
20 x 1400	55.12	1448	20 x 3550	139.76	3598	20 x 7000	275.50	7048
20 x 1500	59.06	1548	20 x 3750	147.64	3798	20 x 7100	279.50	7148
20 x 1600	62.99	1648	20 x 4000	157.48	4048	20 x 7250	285.43	7298
20 x 1700	66.93	1748	20 x 4250	167.32	4298	20 x 7500	295.28	7548
20 x 1800	70.87	1848	20 x 4500	177.17	4548	20 x 8000	314.96	8048
20 x 1900	74.80	1948	20 x 5000	196.85	5048	20 x 8300	326.77	8348
20 x 2000	78.74	2048	20 x 5300	208.66	5348	20 x 8600	338.58	8648
20 x 2120	83.46	2168	20 x 5600	220.47	5648	20 x 9000	354.33	9048
20 x 2240	88.19	2288	20 x 6000	236.22	6048	20 x 9525	375.00	9573

CLASSICAL SECTION 25

Features:

- Top width to height ratio 1.6:1
- Temperature range: -18 C to +80 C
- Maximum recommended belt speed is 30 m/sec
- Permissible flex rate f=80 per second
- Antistatic, oil and heat resistant



Belt Length Factor (mm)			Manufacturing Range	Weight per metre (Kgs)
Lp to La	Li to Lp	Li to La		
39	61	100	57 to 655 inch	0.393

Section	Dimensions		Angle Degree	Rec. Min Pulley Dia.	Minimum Order Qty. (No. of V-Belts)
	Topwidth(mm)	Thickness(mm)			
25	25	16	40	250 dp (mm)	40

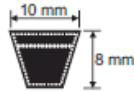
25 / 25x16

Belt Reference	Inside Length (mm)	Datum/Pitch Length (inches)	Belt Reference	Inside Length (mm)	Datum/Pitch Length (inches)	Belt Reference	Inside Length (mm)	Datum/Pitch Length (inches)
25 x 1400	55.12	1461	25 x 3750	147.64	3811	25x10250	403.54	10311
25 x 1448	57.00	1509	25 x 4000	157.48	4061	25x10500	413.39	10561
25 x 1500	59.06	1561	25 x 4250	167.32	4311	25x10750	423.23	10811
25 x 1600	62.99	1661	25 x 4450	175.20	4511	25x11000	433.07	11061
25 x 1700	66.93	1761	25 x 4500	177.17	4561	25x11250	442.91	11311
25 x 1800	70.87	1861	25 x 4750	187.01	4811	25x11500	452.76	11561
25 x 1850	72.83	1911	25 x 5000	196.85	5061	25x11750	462.60	11811
25 x 1900	74.80	1961	25 x 5300	208.66	5361	25x12000	472.44	12061
25 x 2000	78.74	2061	25 x 5600	220.47	5661	25x12250	482.28	12311
25 x 2120	83.46	2181	25 x 6000	236.22	6061	25x12550	494.09	12611
25 x 2240	88.19	2301	25 x 6300	248.03	6361	25x12750	501.97	12811
25 x 2360	92.91	2421	25 x 6700	263.78	6761	25x13000	511.81	13061
25 x 2500	98.43	2561	25 x 7100	279.53	7161	25x13250	521.65	13311
25 x 2650	104.33	2711	25 x 7500	295.28	7561	25x13500	531.50	13561
25 x 2700	106.30	2761	25 x 8000	314.96	8061	25x13750	541.34	13811
25 x 2800	110.24	2861	25 x 8500	334.65	8561	25x14000	551.18	14061
25 x 3000	118.11	3061	25 x 9000	354.33	9061	25x14250	561.02	14311
25 x 3150	124.02	3211	25 x 9250	364.17	9311	25x14500	570.87	14561
25 x 3350	131.89	3411	25 x 9500	374.02	9561			
25 x 3450	135.83	3511	25 x 9750	383.86	9811			
25 x 3550	139.76	3611	25x10000	393.70	10061			

WEDGE SECTION SPZ

Features:

- Top width to height ratio 1.6:1
- Temperature range: -18 C to +80 C
- Maximum recommended belt speed is 30 m/sec
- Permissible flex rate f=80 per second
- Antistatic, oil and heat resistant



Belt Length Factor (mm)			Manufacturing Range	Weight per metre (Kgs)
Lp to La	Li to Lp	Li to La		
13	37	50	365 to 4953 mm	0.070

Section	Dimensions		Angle Degree	Rec. Min Pulley Dia.	Minimum Order Qty. (No. of V-Belts)
	Topwidth(mm)	Thickness(mm)			
SPZ	10	8	40	63 dp (mm)	50

Nominal Length : Pitch length Lp in mm

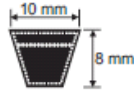
PIX FRAS belts conforms to : II 2GD c IIB X (Test report no. IB-03-4-934)

Belt Reference	Datum/Pitch Length (mm)	Belt Reference	Datum/Pitch Length (mm)	Belt Reference	Datum/Pitch Length (mm)
SPZ 487	487	SPZ 975	975	SPZ 1350	1350
SPZ 500	500	SPZ 987	987	SPZ 1362	1362
SPZ 512	512	SPZ 1000	1000	SPZ 1375	1375
SPZ 530	530	SPZ 1010	1010	SPZ 1387	1387
SPZ 562	562	SPZ 1012	1012	SPZ 1400	1400
SPZ 575	575	SPZ 1024	1024	SPZ 1412	1412
SPZ 580	580	SPZ 1030	1030	SPZ 1420	1420
SPZ 587	587	SPZ 1037	1037	SPZ 1425	1425
SPZ 600	600	SPZ 1047	1047	SPZ 1437	1437
SPZ 612	612	SPZ 1060	1060	SPZ 1450	1450
SPZ 625	625	SPZ 1075	1075	SPZ 1462	1462
SPZ 630	630	SPZ 1077	1077	SPZ 1470	1470
SPZ 637	637	SPZ 1080	1080	SPZ 1487	1487
SPZ 662	662	SPZ 1087	1087	SPZ 1500	1500
SPZ 670	670	SPZ 1100	1100	SPZ 1512	1512
SPZ 687	687	SPZ 1107	1107	SPZ 1520	1520
SPZ 700	700	SPZ 1112	1112	SPZ 1550	1550
SPZ 710	710	SPZ 1120	1120	SPZ 1560	1560
SPZ 722	722	SPZ 1137	1137	SPZ 1562	1562
SPZ 737	737	SPZ 1140	1140	SPZ 1580	1580
SPZ 750	750	SPZ 1147	1147	SPZ 1587	1587
SPZ 760	760	SPZ 1150	1150	SPZ 1600	1600
SPZ 772	772	SPZ 1162	1162	SPZ 1612	1612
SPZ 775	775	SPZ 1171	1171	SPZ 1620	1620
SPZ 787	787	SPZ 1180	1180	SPZ 1637	1637
SPZ 800	800	SPZ 1187	1187	SPZ 1650	1650
SPZ 812	812	SPZ 1200	1200	SPZ 1662	1662
SPZ 825	825	SPZ 1212	1212	SPZ 1687	1687
SPZ 837	837	SPZ 1220	1220	SPZ 1700	1700
SPZ 850	850	SPZ 1237	1237	SPZ 1737	1737
SPZ 862	862	SPZ 1250	1250	SPZ 1750	1750
SPZ 875	875	SPZ 1262	1262	SPZ 1762	1762
SPZ 887	887	SPZ 1270	1270	SPZ 1787	1787
SPZ 900	900	SPZ 1280	1280	SPZ 1800	1800
SPZ 912	912	SPZ 1287	1287	SPZ 1812	1812
SPZ 922	922	SPZ 1300	1300	SPZ 1837	1837
SPZ 925	925	SPZ 1312	1312	SPZ 1850	1850
SPZ 937	937	SPZ 1320	1320		
SPZ 940	940	SPZ 1337	1337		
SPZ 950	950	SPZ 1340	1340		
SPZ 962	962	SPZ 1347	1347		

WEDGE SECTION SPZ

Features:

- Top width to height ratio 1.6:1
- Temperature range: -18 C to +80 C
- Maximum recommended belt speed is 30 m/sec
- Permissible flex rate f=80 per second
- Antistatic, oil and heat resistant



Belt Length Factor (mm)			Manufacturing Range	Weight per metre (Kgs)
Lp to La	Li to Lp	Li to La		
13	37	50	365 to 4953 mm	0.070

Section	Dimensions		Angle Degree	Rec. Min Pulley Dia.	Minimum Order Qty. (No. of V-Belts)
	Topwidth(mm)	Thickness(mm)			
SPZ	10	8	40	63 dp (mm)	50

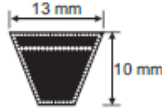
Nominal Length : Pitch length Lp in mm
 PIX FRAS belts conforms to : II 2GD c IIB X (Test report no. IB-03-4-934)

Belt Reference	Datum/Pitch Length (mm)		Belt Reference	Datum/Pitch Length (mm)		Belt Reference	Datum/Pitch Length (mm)
SPZ 1862	1862		SPZ 2150	2150		SPZ 2540	2540
SPZ 1887	1887		SPZ 2160	2160		SPZ 2580	2580
SPZ 1900	1900		SPZ 2175	2175		SPZ 2600	2600
SPZ 1912	1912		SPZ 2180	2180		SPZ 2650	2650
SPZ 1937	1937		SPZ 2187	2187		SPZ 2690	2690
SPZ 1950	1950		SPZ 2237	2237		SPZ 2720	2720
SPZ 1962	1962		SPZ 2240	2240		SPZ 2800	2800
SPZ 1987	1987		SPZ 2250	2250		SPZ 2840	2840
SPZ 2000	2000		SPZ 2262	2262		SPZ 2900	2900
SPZ 2030	2030		SPZ 2280	2280		SPZ 3000	3000
SPZ 2037	2037		SPZ 2287	2287		SPZ 3150	3150
SPZ 2050	2050		SPZ 2300	2300		SPZ 3170	3170
SPZ 2062	2062		SPZ 2360	2360		SPZ 3250	3250
SPZ 2087	2087		SPZ 2400	2400		SPZ 3350	3350
SPZ 2100	2100		SPZ 2410	2410		SPZ 3450	3450
SPZ 2120	2120		SPZ 2430	2430		SPZ 3550	3550
SPZ 2125	2125		SPZ 2437	2437			
SPZ 2137	2137		SPZ 2500	2500			

WEDGE SECTION SPA

Features:

- Top width to height ratio 1.6:1
- Temperature range: -18 C to +80 C
- Maximum recommended belt speed is 30 m/sec
- Permissible flex rate f=80 per second
- Antistatic, oil and heat resistant



Belt Length Factor (mm)			Manufacturing Range	Weight per metre (Kgs)
Lp to La	Li to Lp	Li to La		
18	45	63	576 to 9144 mm	0.119

Section	Dimensions		Angle Degree	Rec. Min Pulley Dia.	Minimum Order Qty. (No. of V-Belts)
	Topwidth(mm)	Thickness(mm)			
SPA	13	10	40	90 dp (mm)	40

Nominal Length : Pitch length Lp in mm
 'PIX' FRAS belts conforms to : II 2GD c IIB X (Test report no. IB-03-4-934)

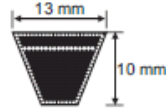
SPA / 13x10

Belt Reference	Datum/Pitch Length (mm)	Belt Reference	Datum/Pitch Length (mm)	Belt Reference	Datum/Pitch Length (mm)
SPA 732	732	SPA 1232	1232	SPA 1832	1832
SPA 750	750	SPA 1250	1250	SPA 1850	1850
SPA 757	757	SPA 1257	1257	SPA 1857	1857
SPA 775	775	SPA 1272	1272	SPA 1882	1882
SPA 782	782	SPA 1280	1280	SPA 1900	1900
SPA 800	800	SPA 1282	1282	SPA 1907	1907
SPA 807	807	SPA 1300	1300	SPA 1925	1925
SPA 825	825	SPA 1307	1307	SPA 1932	1932
SPA 832	832	SPA 1320	1320	SPA 1950	1950
SPA 850	850	SPA 1332	1332	SPA 1957	1957
SPA 857	857	SPA 1357	1357	SPA 1982	1982
SPA 875	875	SPA 1360	1360	SPA 2000	2000
SPA 882	882	SPA 1367	1367	SPA 2032	2032
SPA 900	900	SPA 1382	1382	SPA 2057	2057
SPA 907	907	SPA 1400	1400	SPA 2060	2060
SPA 925	925	SPA 1407	1407	SPA 2082	2082
SPA 932	932	SPA 1425	1425	SPA 2107	2107
SPA 950	950	SPA 1432	1432	SPA 2120	2120
SPA 957	957	SPA 1450	1450	SPA 2125	2125
SPA 975	975	SPA 1457	1457	SPA 2132	2132
SPA 982	982	SPA 1482	1482	SPA 2150	2150
SPA 1000	1000	SPA 1500	1500	SPA 2157	2157
SPA 1007	1007	SPA 1507	1507	SPA 2182	2182
SPA 1025	1025	SPA 1525	1525	SPA 2207	2207
SPA 1032	1032	SPA 1532	1532	SPA 2232	2232
SPA 1050	1050	SPA 1550	1550	SPA 2240	2240
SPA 1060	1060	SPA 1557	1557	SPA 2250	2250
SPA 1082	1082	SPA 1582	1582	SPA 2267	2267
SPA 1085	1085	SPA 1600	1600	SPA 2282	2282
SPA 1090	1090	SPA 1607	1607	SPA 2300	2300
SPA 1100	1100	SPA 1632	1632	SPA 2307	2307
SPA 1107	1107	SPA 1650	1650	SPA 2332	2332
SPA 1120	1120	SPA 1657	1657	SPA 2350	2350
SPA 1132	1132	SPA 1682	1682	SPA 2360	2360
SPA 1150	1150	SPA 1700	1700	SPA 2382	2382
SPA 1157	1157	SPA 1707	1707	SPA 2432	2432
SPA 1160	1160	SPA 1732	1732	SPA 2475	2475
SPA 1180	1180	SPA 1750	1750	SPA 2482	2482
SPA 1182	1182	SPA 1757	1757	SPA 2492	2492
SPA 1200	1200	SPA 1782	1782	SPA 2500	2500
SPA 1207	1207	SPA 1800	1800	SPA 2532	2532
SPA 1220	1220	SPA 1807	1807	SPA 2582	2582

WEDGE SECTION SPA

Features:

- Top width to height ratio 1.6:1
- Temperature range: -18 C to +80 C
- Maximum recommended belt speed is 30 m/sec
- Permissible flex rate f=80 per second
- Antistatic, oil and heat resistant



Belt Length Factor (mm)			Manufacturing Range	Weight per metre (Kgs)
Lp to La	Li to Lp	Li to La		
18	45	63	576 to 9144 mm	0.119

Section	Dimensions		Angle Degree	Rec. Min Pulley Dia.	Minimum Order Qty. (No. of V-Belts)
	Topwidth(mm)	Thickness(mm)			
SPA	13	10	40	90 dp (mm)	40

Nominal Length : Pitch length Lp in mm

*PIX FRAS belts conforms to : II 2GD c IIBX (Test report no. IB-03-4-934)

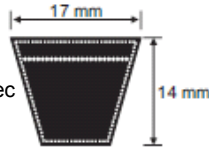
SPA / 13x10

Belt Reference	Datum/Pitch Length (mm)		Belt Reference	Datum/Pitch Length (mm)		Belt Reference	Datum/Pitch Length (mm)
SPA 2607	2607		SPA 3070	3070		SPA 4000	4000
SPA 2625	2625		SPA 3150	3150		SPA 4250	4250
SPA 2632	2632		SPA 3182	3182		SPA 4500	4500
SPA 2650	2650		SPA 3200	3200		SPA 4590	4590
SPA 2682	2682		SPA 3250	3250		SPA 5000	5000
SPA 2732	2732		SPA 3282	3282			
SPA 2782	2782		SPA 3350	3350			
SPA 2800	2800		SPA 3382	3382			
SPA 2832	2832		SPA 3450	3450			
SPA 2847	2847		SPA 3482	3482			
SPA 2882	2882		SPA 3500	3500			
SPA 2900	2900		SPA 3550	3550			
SPA 2932	2932		SPA 3600	3600			
SPA 2982	2982		SPA 3670	3670			
SPA 3000	3000		SPA 3700	3700			
SPA 3032	3032		SPA 3750	3750			

WEDGE SECTION SPB

Features:

- Top width to height ratio 1.6:1
- Temperature range: -18 C to +80 C
- Maximum recommended belt speed is 30 m/sec
- Permissible flex rate f=80 per second
- Antistatic, oil and heat resistant



Belt Length Factor (mm)			Manufacturing Range	Weight per metre (Kgs)
Lp to La	Li to Lp	Li to La		
28	60	88	940 to 16764 mm	0.214

Section	Dimensions		Angle Degree	Rec. Min Pulley Dia.	Minimum Order Qty. (No. of V-Belts)
	Topwidth(mm)	Thickness(mm)			
SPB	17	14	40	140 dp (mm)	30

Nominal Length : Pitch length Lp in mm
 PIX' FRAS belts conforms to: II 2GD c IIB X (Test report no. IB-03-4-934)

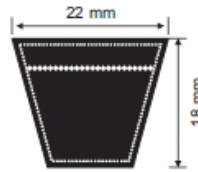
SPB / 17x14

Belt Reference	Datum/Pitch Length (mm)	Belt Reference	Datum/Pitch Length (mm)	Belt Reference	Datum/Pitch Length (mm)	Belt Reference	Datum/Pitch Length (mm)
SPB 1250	1250	SPB 2020	2020	SPB 2750	2750	SPB 4500	4500
SPB 1260	1260	SPB 2025	2025	SPB 2800	2800	SPB 4560	4560
SPB 1280	1280	SPB 2030	2030	SPB 2840	2840	SPB 4750	4750
SPB 1300	1300	SPB 2060	2060	SPB 2850	2850	SPB 4820	4820
SPB 1320	1320	SPB 2120	2120	SPB 2900	2900	SPB 5000	5000
SPB 1340	1340	SPB 2125	2125	SPB 2990	2990	SPB 5070	5070
SPB 1360	1360	SPB 2150	2150	SPB 3000	3000	SPB 5300	5300
SPB 1400	1400	SPB 2180	2180	SPB 3150	3150	SPB 5380	5380
SPB 1410	1410	SPB 2200	2200	SPB 3170	3170	SPB 5600	5600
SPB 1440	1440	SPB 2240	2240	SPB 3200	3200	SPB 5680	5680
SPB 1450	1450	SPB 2275	2275	SPB 3250	3250	SPB 5990	5990
SPB 1500	1500	SPB 2280	2280	SPB 3270	3270	SPB 6000	6000
SPB 1510	1510	SPB 2300	2300	SPB 3340	3340	SPB 6300	6300
SPB 1540	1540	SPB 2310	2310	SPB 3350	3350	SPB 6340	6340
SPB 1550	1550	SPB 2360	2360	SPB 3450	3450	SPB 6700	6700
SPB 1560	1560	SPB 2380	2380	SPB 3550	3550	SPB 6720	6720
SPB 1590	1590	SPB 2400	2400	SPB 3620	3620	SPB 7100	7100
SPB 1600	1600	SPB 2410	2410	SPB 3650	3650	SPB 7500	7500
SPB 1650	1650	SPB 2430	2430	SPB 3750	3750	SPB 7610	7610
SPB 1690	1690	SPB 2500	2500	SPB 3800	3800	SPB 7990	7990
SPB 1700	1700	SPB 2530	2530	SPB 3825	3825	SPB 8000	8000
SPB 1750	1750	SPB 2540	2540	SPB 3870	3870	SPB 8500	8500
SPB 1780	1780	SPB 2580	2580	SPB 4000	4000	SPB 9000	9000
SPB 1800	1800	SPB 2600	2600	SPB 4050	4050	SPB 9010	9010
SPB 1850	1850	SPB 2650	2650	SPB 4060	4060		
SPB 1900	1900	SPB 2675	2675	SPB 4250	4250		
SPB 1950	1950	SPB 2680	2680	SPB 4310	4310		
SPB 2000	2000	SPB 2720	2720	SPB 4370	4370		

WEDGE SECTION SPC

Features:

- Top width to height ratio 1.6:1
- Temperature range: -18 C to +80 C
- Maximum recommended belt speed is 30 m/sec
- Permissible flex rate f=80 per second
- Antistatic, oil and heat resistant



Belt Length Factor (mm)			Manufacturing Range	Weight per metre (Kgs)
Lp to La	Li to Lp	Li to La		
30	83	113	1750 to 16789 mm	0.360

Section	Dimensions		Angle Degree	Rec. Min Pulley Dia.	Minimum Order Qty. (No. of V-Belts)
	Topwidth(mm)	Thickness(mm)			
SPC	22	18	40	224 dp (mm)	20

Nominal Length : Pitch length Lp in mm
 PIX' FRAS belts conforms to: II 2GD c IIB X (Test report no. IB-03-4-934)

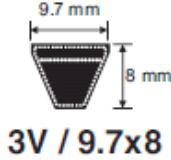
SPC / 22x18

Belt Reference	Datum/Pitch Length (mm)	Belt Reference	Datum/Pitch Length (mm)	Belt Reference	Datum/Pitch Length (mm)	Belt Reference	Datum/Pitch Length (mm)
SPC 1750	1750	SPC 3150	3150	SPC 4900	4900	SPC 7500	7500
SPC 2000	2000	SPC 3350	3350	SPC 5000	5000	SPC 8000	8000
SPC 2120	2120	SPC 3550	3550	SPC 5300	5300	SPC 8300	8300
SPC 2150	2150	SPC 3650	3650	SPC 5600	5600	SPC 8400	8400
SPC 2210	2210	SPC 3700	3700	SPC 6000	6000	SPC 8500	8500
SPC 2240	2240	SPC 3750	3750	SPC 6150	6150	SPC 9000	9000
SPC 2360	2360	SPC 3950	3950	SPC 6300	6300	SPC 9500	9500
SPC 2500	2500	SPC 4000	4000	SPC 6370	6370	SPC 10000	10000
SPC 2620	2620	SPC 4100	4100	SPC 6500	6500	SPC 10500	10500
SPC 2650	2650	SPC 4250	4250	SPC 6600	6600	SPC 10600	10600
SPC 2800	2800	SPC 4400	4400	SPC 6700	6700	SPC 11200	11200
SPC 2890	2890	SPC 4500	4500	SPC 7020	7020	SPC 11500	11500
SPC 3000	3000	SPC 4750	4750	SPC 7100	7100	SPC 12500	12500

WEDGE SECTION 3V

Features:

- Temperature range: -18 C to +80 C
- Maximum recommended belt speed is 30 m/sec
- Maximum flex rate f= 100 per second
- Antistatic, oil and heat resistant
- ATEX certified FRAS belts are also available



Belt Length Factor (mm)			Manufacturing Range	Weight per metre (Kgs)
Lp to La	Li to Lp	Li to La		
13	37	50	19.5 to 190 inch	0.074

Section	Dimensions		Angle Degree	Rec. Min Pulley Dia.	Minimum Order Qty. (No. of V-Belts)
	Topwidth(mm)	Thickness(mm)			
3V	9.7	8	40	63 de (mm)	50

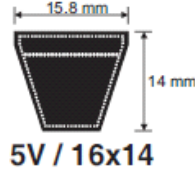
Nominal Length: Belt no /10 = La in inches

Belt Reference	Outside Length (mm)	Belt Reference	Outside Length (mm)	Belt Reference	Outside Length (mm)	Belt Reference	Outside Length (mm)
3V 250	635	3V 375	3V 375	3V 617	1567	3V 1000	2540
3V 260	660	3V 400	3V 400	3V 630	1600	3V 1060	2692
3V 265	673	3V 425	3V 425	3V 670	1702	3V 1120	2845
3V 280	711	3V 450	3V 450	3V 710	1803	3V 1180	2997
3V 300	762	3V 475	3V 475	3V 750	1905	3V 1250	3175
3V 315	800	3V 500	3V 500	3V 800	2032	3V 1320	3353
3V 335	851	3V 520	3V 520	3V 850	2159	3V 1400	3556
3V 350	889	3V 530	3V 530	3V 900	2286	3V 1425	3620
3V 355	902	3V 560	3V 560	3V 950	2413	3V 1450	3683
3V 370	940	3V 600	3V 600	3V 960	2438	3V 1500	3810

WEDGE SECTION 5V

Features :

- Temperature range: -18 C to +80 C
- Maximum recommended belt speed is 30 m/sec
- Maximum flex rate f=100 per second
- Antistatic, oil & heat resistant
- ATEX certified FRAS belts are also available



Belt Length Factor (mm)			Manufacturing Range	Weight per metre (Kgs)
Lp to La	Li to Lp	Li to La		
25	60	85	48 to 654 inch	0.201

Section	Dimensions		Angle Degree	Rec. Min Pulley Dia.	Minimum Order Qty. (No. of V-Belts)
	Topwidth(mm)	Thickness(mm)			
5V	15.8	14	40	140 de (mm)	30

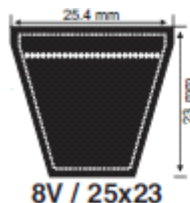
Nominal Length : Belt no /10 = La in inches

Belt Reference	Outside Length (mm)	Belt Reference	Outside Length (mm)	Belt Reference	Outside Length (mm)	Belt Reference	Outside Length (mm)
5V 500	1270	5V 850	2159	5V 1400	3556	5V 2360	5994
5V 530	1346	5V 900	2286	5V 1500	3810	5V 2500	6350
5V 560	1422	5V 950	2413	5V 1600	4064	5V 2650	6731
5V 600	1524	5V 1000	2540	5V 1700	4318	5V 2800	7112
5V 630	1600	5V 1060	2692	5V 1800	4572	5V 3000	7620
5V 670	1702	5V 1120	2845	5V 1900	4826	5V 3150	8001
5V 710	1803	5V 1180	2997	5V 2000	5080	5V 3350	8509
5V 750	1905	5V 1250	3175	5V 2120	5385	5V 3550	9017
5V 800	2032	5V 1320	3353	5V 2240	5690		

WEDGE SECTION 8V

Features :

- Temperature range: -18 C to +80 C
- Maximum recommended belt speed is 30 m/sec
- Maximum flex rate f=100 per second
- Antistatic, oil & heat resistant
- ATEX certified FRAS belts are also available



Belt Length Factor (mm)			Manufacturing Range	Weight per metre (Kgs)
Lp to La	Li to Lp	Li to La	90 to 654 inch	0.589
53	92	145		

Section	Dimensions		Angle Degree	Rec. Min Pulley Dia.	Minimum Order Qty. (No. of V-Belts)
	Topwidth(mm)	Thickness(mm)			
8V	25.4	23	40	335 dia mm	20

Nominal Length = Belt no /10 = La in inches

Belt Reference	Outside Length (mm)	Belt Reference	Outside Length (mm)	Belt Reference	Outside Length (mm)	Belt Reference	Outside Length (mm)
8V 1000	2540	8V 1600	4064	8V 2500	6350	8V 4000	10160
8V 1060	2692	8V 1700	4318	8V 2650	6731	8V 4250	10795
8V 1120	2845	8V 1800	4572	8V 2800	7112	8V 4500	11430
8V 1180	2997	8V 1900	4826	8V 3000	7620	8V 4750	12065
8V 1250	3175	8V 2000	5080	8V 3150	8001	8V 5000	12700
8V 1320	3353	8V 2120	5385	8V 3350	8509	8V 5250	13335
8V 1400	3556	8V 2240	5690	8V 3550	9017	8V 5500	13970
8V 1500	3810	8V 2360	5994	8V 3750	9525		

COGGED CLASSICAL SECTION ZX

Features:

- Temperature range: -18 C to +100 C
- Maximum recommended belt speed is 30 m/sec
- Speed ratios up to 1:12 are possible
- High level of power transmission
- High wear resistant
- High belt speed
- Antistatic, oil & heat resistant
- Available in Raw Edge Plain/Cogged Const.
- ATEX certified FRAS belts are also available



Belt Length Factor (mm)			Manufacturing Range	Weight per metre (Kgs)
Lp to La	Li to Lp	Li to La		
18	22	38	23 to 200 inch	0.056

Section	Dimensions		Angle Degree	Rec. Min Pulley Dia.	Minimum Order Qty. (No. of V-Belts)
	Topwidth(mm)	Thickness(mm)			
ZX	10	8	36	40 φ (mm)	40

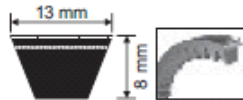
Nominal Length (Inches) : Inside Length
 PDK FRAS belts conforms to : II 200 c IIB X (Test report no. 18-03-4-984)

Belt Reference	Inside Length (mm)	Datum/Pitch Length (mm)	Belt Reference	Inside Length (mm)	Datum/Pitch Length (mm)	Belt Reference	Inside Length (mm)	Datum/Pitch Length (mm)
ZX24.5	620	642	ZX 43.5	1105	1127	ZX 71	1800	1822
ZX 25	635	657	ZX 44	1120	1142	ZX 72	1830	1852
ZX 25.5	650	672	ZX 44.5	1130	1152	ZX 73	1854	1876
ZX 26	660	682	ZX 45	1143	1165	ZX 74	1880	1902
ZX 26.5	675	697	ZX 45.5	1155	1177	ZX 75	1900	1922
ZX 27	686	708	ZX 46	1168	1190	ZX 76	1930	1952
ZX 27.5	700	722	ZX 46.5	1180	1202	ZX 77	1956	1978
ZX 28	710	732	ZX 47	1190	1212	ZX 78	1980	2002
ZX 28.5	725	747	ZX 47.5	1200	1222	ZX 79	2000	2022
ZX 29	735	757	ZX 48	1220	1242	ZX 80	2032	2054
ZX 29.5	750	772	ZX 48.5	1230	1252	ZX 81	2060	2082
ZX 30	760	782	ZX 49	1250	1272	ZX 82	2083	2105
ZX 30.5	775	797	ZX 49.5	1260	1282	ZX 82.5	2095	2117
ZX 31	790	812	ZX 50	1270	1292	ZX 83	2100	2122
ZX 31.5	800	822	ZX 50.5	1285	1307	ZX 83.5	2120	2142
ZX 32	815	837	ZX 51	1300	1322	ZX 84	2134	2156
ZX 32.5	825	847	ZX 51.5	1310	1332	ZX 84.5	2150	2172
ZX 33	840	862	ZX 52	1320	1342	ZX 85	2160	2182
ZX 33.5	850	872	ZX 52.5	1335	1357	ZX 86	2184	2206
ZX 34	865	887	ZX 53	1350	1372	ZX 86.5	2200	2222
ZX 34.5	875	897	ZX 53.5	1360	1382	ZX 87	2210	2232
ZX 35	890	912	ZX 54	1375	1397	ZX 88	2240	2262
ZX 35.5	900	922	ZX 55	1400	1422	ZX 89	2260	2282
ZX 36	914	936	ZX 56	1422	1444	ZX 90	2286	2308
ZX 36.5	925	947	ZX 57	1450	1472	ZX 91	2311	2333
ZX 37	940	962	ZX 58	1475	1497	ZX 92	2337	2359
ZX 37.5	950	972	ZX 59	1500	1522	ZX 93	2360	2382
ZX 38	965	987	ZX 60	1525	1547	ZX 94	2388	2410
ZX 38.5	975	997	ZX 61	1550	1572	ZX 95	2413	2435
ZX 39	990	1012	ZX 62	1575	1597	ZX 96	2438	2460
ZX 39.5	1000	1022	ZX 63	1600	1622	ZX 97	2464	2486
ZX 40	1016	1038	ZX 64	1625	1647	ZX 98	2500	2522
ZX 40.5	1030	1052	ZX 65	1650	1672	ZX 99	2520	2542
ZX 41	1041	1063	ZX 66	1676	1698	ZX 100	2540	2562
ZX 41.5	1050	1072	ZX 67	1700	1722			
ZX 42	1065	1087	ZX 68	1725	1747			
ZX 42.5	1080	1102	ZX 69	1750	1772			
ZX 43	1090	1112	ZX 70	1775	1797			

COGGED CLASSICAL SECTION AX

Features:

- Temperature range: -18 C to +100 C
- Maximum recommended belt speed is 30 m/sec
- Speed ratios up to 1:12 are possible
- High level of power transmission
- High wear resistant
- High belt speed
- Antistatic, oil & heat resistant
- Available in Raw Edge Plain/Cogged Const.
- ATEX certified FRAS belts are also available



Belt Length Factor (mm)			Manufacturing Range	Weight per metre (Kgs)
Lp to La	Li to Lp	Li to La		
14	36	50	22 to 200 inch	0.106

Section	Dimensions		Angle Degree	Rec. Min Pulley Dia.	Minimum Order Qty. (No. of V-Belts)
	Topwidth(mm)	Thickness(mm)			
AX	13	8	36	63 dp (mm)	30

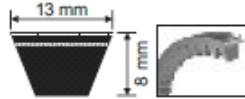
Nominal Length (Inches) : Inside length
 PIX FRAS belts conforms to : II 2GD c IIB X (Test report no. IB-03-4-934)

Belt Reference	Inside Length (mm)	Datum/Pitch Length (inches)	Belt Reference	Inside Length (mm)	Datum/Pitch Length (inches)	Belt Reference	Inside Length (mm)	Datum/Pitch Length (inches)
AX 24	610	646	AX 40	1016	1052	AX 58	1475	1509
AX 24.5	620	658	AX 40.5	1030	1065	AX 59	1500	1535
AX 25	635	671	AX 41	1041	1077	AX 60	1525	1560
AX 25.5	650	684	AX 41.5	1050	1090	AX 61	1550	1585
AX 26	660	696	AX 42	1065	1103	AX 62	1575	1611
AX 26.5	675	709	AX 42.5	1080	1116	AX 63	1600	1636
AX 27	686	722	AX 43	1090	1128	AX 64	1625	1662
AX 27.5	700	735	AX 43.5	1105	1141	AX 65	1650	1687
AX 28	710	747	AX 44	1120	1154	AX 66	1676	1712
AX 28.5	725	760	AX 44.5	1130	1166	AX 67	1700	1738
AX 29	735	773	AX 45	1143	1179	AX 68	1725	1763
AX 29.5	750	785	AX 45.5	1155	1192	AX 69	1750	1789
AX 30	760	798	AX 46	1168	1204	AX 70	1775	1814
AX 30.5	775	811	AX 46.5	1180	1217	AX 71	1800	1839
AX 31	790	823	AX 47	1190	1230	AX 72	1830	1865
AX 31.5	800	836	AX 47.5	1200	1243	AX 73	1854	1890
AX 32	815	849	AX 48	1220	1255	AX 74	1880	1916
AX 32.5	825	862	AX 48.5	1230	1268	AX 75	1900	1941
AX 33	840	874	AX 49	1250	1281	AX 76	1930	1966
AX 33.5	850	887	AX 49.5	1260	1293	AX 77	1956	1992
AX 34	865	900	AX 50	1270	1306	AX 78	1980	2017
AX 34.5	875	912	AX 50.5	1285	1319	AX 79	2000	2043
AX 35	890	925	AX 51	1300	1331	AX 80	2032	2068
AX 35.5	900	938	AX 51.5	1310	1344	AX 81	2060	2093
AX 36	914	950	AX 52	1320	1357	AX 82	2083	2119
AX 36.5	925	963	AX 52.5	1335	1370	AX 82.5	2095	2132
AX 37	940	976	AX 53	1350	1382	AX 83	2100	2144
AX 37.5	950	989	AX 53.5	1360	1395	AX 83.5	2120	2157
AX 38	965	1001	AX 54	1375	1408	AX 84	2134	2170
AX 38.5	975	1014	AX 55	1400	1433	AX 84.5	2150	2182
AX 39	990	1027	AX 56	1422	1458	AX 85	2160	2195
AX 39.5	1000	1039	AX 57	1450	1484	AX 86	2184	2220

COGGED CLASSICAL SECTION AX

Features:

- Temperature range: -18 C to +100 C
- Maximum recommended belt speed is 30 m/sec
- Speed ratios up to 1:12 are possible
- High level of power transmission
- High wear resistant
- High belt speed
- Antistatic, oil & heat resistant
- Available in Raw Edge Plain/Cogged Const.
- ATEX certified FRAS belts are also available



Belt Length Factor (mm)			Manufacturing Range	Weight per metre (Kgs)
Lp to La	Li to Lp	Li to La		
14	36	50	22 to 200 inch	0.106

Section	Dimensions		Angle Degree	Rec. Min Pulley Dia.	Minimum Order Qty. (No. of V-Belts)
	Topwidth(mm)	Thickness(mm)			
AX	13	8	36	63 dp (mm)	30

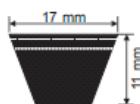
Nominal Length (Inches) : Inside length
 PIX FRAS belts conforms to : II 2GD c IIB X (Test report no. IB-03-4-934)

Belt Reference	Inside Length (mm)	Datum/Pitch Length (inches)	Belt Reference	Inside Length (mm)	Datum/Pitch Length (inches)	Belt Reference	Inside Length (mm)	Datum/Pitch Length (inches)
AX 86.5	2200	2233	AX 100	2540	2576	AX 115	2920	2957
AX 87	2210	2246	AX 101	2565	2601	AX 116	2950	2982
AX 88	2240	2271	AX 102	2591	2627	AX 117	2965	3008
AX 89	2260	2297	AX 103	2615	2652	AX 118	3000	3033
AX 90	2286	2322	AX 104	2650	2678	AX 119	3025	3059
AX 91	2311	2347	AX 105	2667	2703	AX 120	3050	3084
AX 92	2337	2373	AX 106	2700	2728	AX 122	3100	3135
AX 93	2360	2398	AX 107	2725	2754	AX 124	3150	3186
AX 94	2388	2424	AX 108	2750	2779	AX 126	3200	3236
AX 95	2413	2449	AX 109	2775	2805	AX 128	3250	3287
AX 96	2438	2474	AX 110	2800	2830	AX 130	3302	3338
AX 97	2464	2500	AX 112	2845	2881	AX 132	3350	3389
AX 98	2500	2525	AX 113	2870	2906			
AX 99	2520	2551	AX 114	2900	2932			

COGGED CLASSICAL SECTION BX

Features:

- Temperature range: -18 C to +100 C
- Maximum recommended belt speed is 30 m/sec
- Speed ratios up to 1:12 are possible
- High level of power transmission
- High wear resistant
- High belt speed
- Antistatic, oil & heat resistant
- Available in Raw Edge Plain/Cogged Const.
- ATEX certified FRAS belts are also available



Belt Length Factor (mm)			Manufacturing Range	Weight per metre (Kgs)
Lp to La	Li to Lp	Lj to La	21 to 200 inch	0.174
26	43	69		

Section	Dimensions		Angle Degree	Rec. Min Pulley Dia.	Minimum Order Qty. (No. of V-Belts)
	Topwidth(mm)	Thickness(mm)			
BX	17	11	36	90 dp (mm)	25

Nominal Length (Inches) : Inside length
 'PIX' FRAS belts conforms to : II 2GD c IIB X (Test report no. IB-03-4-934)

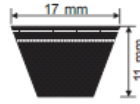
BX / 17x11

Belt Reference	Inside Length (mm)	Datum/Pitch Length (inches)	Belt Reference	Inside Length (mm)	Datum/Pitch Length (inches)	Belt Reference	Inside Length (mm)	Datum/Pitch Length (inches)
BX 24	610	653	BX 44	1120	1161	BX 74	1880	1923
BX 24.5	620	665	BX 44.5	1130	1173	BX 75	1900	1948
BX 25	635	678	BX 45	1143	1186	BX 76	1930	1973
BX 25.5	650	691	BX 45.5	1155	1199	BX 77	1956	1999
BX 26	660	703	BX 46	1168	1211	BX 78	1980	2024
BX 26.5	675	716	BX 46.5	1180	1224	BX 79	2000	2050
BX 27	686	729	BX 47	1190	1237	BX 80	2032	2075
BX 27.5	700	742	BX 47.5	1200	1250	BX 81	2060	2100
BX 28	710	754	BX 48	1220	1262	BX 82	2083	2126
BX 28.5	725	767	BX 48.5	1230	1275	BX 82.5	2095	2139
BX 29	735	780	BX 49	1250	1288	BX 83	2100	2151
BX 29.5	750	792	BX 49.5	1260	1300	BX 83.5	2120	2164
BX 30	760	805	BX 50	1270	1313	BX 84	2134	2177
BX 30.5	775	818	BX 50.5	1285	1326	BX 84.5	2150	2189
BX 31	790	830	BX 51	1300	1338	BX 85	2160	2202
BX 31.5	800	843	BX 51.5	1310	1351	BX 86	2184	2227
BX 32	815	856	BX 52	1320	1364	BX 86.5	2200	2240
BX 32.5	825	869	BX 52.5	1335	1377	BX 87	2210	2253
BX 33	840	881	BX 53	1350	1389	BX 88	2240	2278
BX 33.5	850	894	BX 53.5	1360	1402	BX 89	2260	2304
BX 34	865	907	BX 54	1375	1415	BX 90	2286	2329
BX 34.5	875	919	BX 55	1400	1440	BX 91	2311	2354
BX 35	890	932	BX 56	1422	1465	BX 92	2337	2380
BX 35.5	900	945	BX 57	1450	1491	BX 93	2360	2405
BX 36	914	957	BX 58	1475	1516	BX 94	2388	2431
BX 36.5	925	970	BX 59	1500	1542	BX 95	2413	2456
BX 37	940	983	BX 60	1525	1567	BX 96	2438	2481
BX 37.5	950	996	BX 61	1550	1592	BX 96.5	2451	2494
BX 38	965	1008	BX 62	1575	1618	BX 97	2464	2507
BX 38.5	975	1021	BX 63	1600	1643	BX 98	2500	2532
BX 39	990	1034	BX 64	1625	1669	BX 99	2520	2558
BX 39.5	1000	1046	BX 65	1650	1694	BX 100	2540	2583
BX 40	1016	1059	BX 66	1676	1719	BX 101	2565	2608
BX 40.5	1030	1072	BX 67	1700	1745	BX 102	2591	2634
BX 41	1041	1084	BX 68	1725	1770	BX 103	2615	2659
BX 41.5	1050	1097	BX 69	1750	1796	BX 104	2650	2685
BX 42	1065	1110	BX 70	1775	1821	BX 105	2667	2710
BX 42.5	1080	1123	BX 71	1800	1846	BX 106	2700	2735
BX 43	1090	1135	BX 72	1830	1872	BX 107	2725	2761
BX 43.5	1105	1148	BX 73	1854	1897	BX 108	2750	2786

COGGED CLASSICAL SECTION BX

Features:

- Temperature range: -18 C to +100 C
- Maximum recommended belt speed is 30 m/sec
- Speed ratios up to 1:12 are possible
- High level of power transmission
- High wear resistant
- High belt speed
- Antistatic, oil & heat resistant
- Available in Raw Edge Plain/Cogged Const.
- ATEX certified FRAS belts are also available



Belt Length Factor (mm)			Manufacturing Range	Weight per metre (Kgs)
Lp to La	Li to Lp	Li to La		
26	43	69	21 to 200 inch	0.174

Section	Dimensions		Angle Degree	Rec. Min Pulley Dia.	Minimum Order Qty. (No. of V-Belts)
	Topwidth(mm)	Thickness(mm)			
BX	17	11	36	90 dp (mm)	25

Nominal Length (Inches) : Inside length
 'PIX' FRAS belts conforms to : ISO 9001:2015 (Test report no. IB-03-4934)

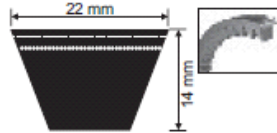
BX / 17x11

Belt Reference	Inside Length (mm)	Datum/Pitch Length (inches)	Belt Reference	Inside Length (mm)	Datum/Pitch Length (inches)	Belt Reference	Inside Length (mm)	Datum/Pitch Length (inches)
BX 110	2800	2837	BX 126	3200	3243	BX 148	3750	3802
BX 112	2845	2888	BX 128	3250	3294	BX 150	3810	3853
BX 113	2870	2913	BX 130	3302	3345	BX 152	3860	3904
BX 114	2900	2939	BX 132	3350	3396	BX 154	3910	3955
BX 115	2920	2964	BX 134	3400	3447	BX 156	3960	4005
BX 116	2950	2989	BX 136	3450	3497	BX 158	4000	4056
BX 117	2965	3015	BX 138	3500	3548	BX 161	4100	4132
BX 118	3000	3040	BX 140	3550	3599	BX 162	4115	4158
BX 119	3025	3066	BX 142	3600	3650	BX 163	4140	4183
BX 120	3050	3091	BX 143	3630	3675	BX 165	4200	4234
BX 122	3100	3142	BX 144	3658	3701			
BX 124	3150	3193	BX 146	3700	3751			

COGGED CLASSICAL SECTION CX

Features:

- Temperature range: -18 C to +100 C
- Maximum recommended belt speed is 30 m/sec
- Speed ratios up to 1:12 are possible
- High level of power transmission
- High wear resistant
- High belt speed
- Antistatic, oil & heat resistant
- Available in Raw Edge Plain/Cogged Const.
- ATEX certified FRAS belts are also available



Belt Length Factor (mm)			Manufacturing Range	Weight per metre (Kgs)
Lp to La	Li to Lp	Li to La		
32	56	88	21 to 200 inch	0.306

Section	Dimensions		Angle Degree	Rec. Min Pulley Dia.	Minimum Order Qty. (No. of V-Belts)
	Topwidth(mm)	Thickness(mm)			
CX	22	14	36	140 dp (mm)	20

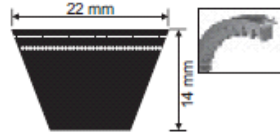
Nominal Length (Inches) : LI
 PIX FRAS belts conforms to : II 2GD c IIBX (Test report no. IB-03-4-934)

Belt Reference	Inside Length (mm)	Datum/Pitch Length (inches)	Belt Reference	Inside Length (mm)	Datum/Pitch Length (inches)	Belt Reference	Inside Length (mm)	Datum/Pitch Length (inches)
CX 32	815	869	CX 50.5	1285	1339	CX 83	2100	2164
CX 32.5	825	882	CX 51	1300	1351	CX 83.5	2120	2177
CX 33	840	894	CX 51.5	1310	1364	CX 84	2134	2190
CX 33.5	850	907	CX 52	1320	1377	CX 84.5	2150	2202
CX 34	865	920	CX 52.5	1335	1390	CX 85	2160	2215
CX 34.5	875	932	CX 53	1350	1402	CX 86	2184	2240
CX 35	890	945	CX 53.5	1360	1415	CX 86.5	2200	2253
CX 35.5	900	958	CX 54	1375	1428	CX 87	2210	2266
CX 36	914	970	CX 55	1400	1453	CX 88	2240	2291
CX 36.5	925	983	CX 56	1422	1478	CX 89	2260	2317
CX 37	940	996	CX 57	1450	1504	CX 90	2286	2342
CX 37.5	950	1009	CX 58	1475	1529	CX 91	2311	2367
CX 38	965	1021	CX 59	1500	1555	CX 92	2337	2393
CX 38.5	975	1034	CX 60	1525	1580	CX 93	2360	2418
CX 39	990	1047	CX 61	1550	1605	CX 94	2388	2444
CX 39.5	1000	1059	CX 62	1575	1631	CX 95	2413	2469
CX 40	1016	1072	CX 63	1600	1656	CX 96	2438	2494
CX 40.5	1030	1085	CX 64	1625	1682	CX 97	2464	2520
CX 41	1041	1097	CX 65	1650	1707	CX 98	2500	2545
CX 41.5	1050	1110	CX 66	1676	1732	CX 99	2520	2571
CX 42	1065	1123	CX 67	1700	1758	CX 100	2540	2596
CX 42.5	1080	1136	CX 68	1725	1783	CX 101	2565	2621
CX 43	1090	1148	CX 69	1750	1809	CX 102	2591	2647
CX 43.5	1105	1161	CX 70	1775	1834	CX 103	2615	2672
CX 44	1120	1174	CX 71	1800	1859	CX 104	2650	2698
CX 44.5	1130	1186	CX 72	1830	1885	CX 105	2667	2723
CX 45	1143	1199	CX 73	1854	1910	CX 106	2700	2748
CX 45.5	1155	1212	CX 74	1880	1936	CX 107	2725	2774
CX 46	1168	1224	CX 75	1900	1961	CX 108	2750	2799
CX 46.5	1180	1237	CX 76	1930	1986	CX 109	2775	2825
CX 47	1190	1250	CX 77	1956	2012	CX 110	2800	2850
CX 47.5	1200	1263	CX 78	1980	2037	CX 112	2845	2901
CX 48	1220	1275	CX 79	2000	2063	CX 113	2870	2926
CX 48.5	1230	1288	CX 80	2032	2088	CX 114	2900	2952
CX 49	1250	1301	CX 81	2060	2113	CX 115	2920	2977
CX 49.5	1260	1313	CX 82	2083	2139	CX 116	2950	3002
CX 50	1270	1326	CX 82.5	2095	2152	CX 117	2965	3028

COGGED CLASSICAL SECTION CX

Features:

- Temperature range: -18 C to +100 C
- Maximum recommended belt speed is 30 m/sec
- Speed ratios up to 1:12 are possible
- High level of power transmission
- High wear resistant
- High belt speed
- Antistatic, oil & heat resistant
- Available in Raw Edge Plain/Cogged Const.
- ATEX certified FRAS belts are also available



Belt Length Factor (mm)			Manufacturing Range	Weight per metre (Kgs)
Lp to La	Li to Lp	Li to La		
32	56	88	21 to 200 inch	0.306

Section	Dimensions		Angle Degree	Rec. Min Pulley Dia.	Minimum Order Qty. (No. of V-Belts)
	Topwidth(mm)	Thickness(mm)			
CX	22	14	36	140 dp (mm)	20

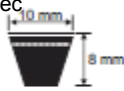
Nominal Length (Inches) : L
 'PIX' FRAS belts conforms to : II 2GD c IIB X (Test report no. IB-03-4-934)

Belt Reference	Inside Length (mm)	Datum/Pitch Length (inches)	Belt Reference	Inside Length (mm)	Datum/Pitch Length (inches)	Belt Reference	Inside Length (mm)	Datum/Pitch Length (inches)
CX 118	3000	3053	CX 138	3500	3561	CX 158	4000	4069
CX 119	3025	3079	CX 140	3550	3612	CX 161	4100	4145
CX 120	3050	3104	CX 142	3600	3663	CX 162	4115	4171
CX 122	3100	3155	CX 143	3630	3688	CX 163	4140	4196
CX 124	3150	3206	CX 144	3658	3714	CX 165	4200	4247
CX 126	3200	3256	CX 146	3700	3764			
CX 128	3250	3307	CX 148	3750	3815			
CX 130	3302	3358	CX 150	3810	3866			
CX 132	3350	3409	CX 152	3860	3917			
CX 134	3400	3460	CX 154	3910	3968			
CX 136	3450	3510	CX 156	3960	4018			

COGGED WEDGE SECTION XPZ

Features:

- Temperature range: -18 C to +100 C
- Maximum recommended belt speed is 30 m/sec.
- Speed ratios up to 1:12 are possible
- High level of power transmission
- High wear resistant
- High belt speed
- Antistatic, oil & heat resistant
- Available in Raw Edge Plain/Cogged Const.
- ATEX certified FRAS belts are also available



Belt Length Factor (mm)			Manufacturing Range	Weight per metre (Kgs)
Lp to La	Ll to Lp	Ll to La		
13	37	50	590 to 5117 mm	0.069

Section	Dimensions		Angle Degree	Rec. Min Pulley Dia.	Minimum Order Qty. (No. of V-Belts)
	Topwidth (mm)	Thickness (mm)			
XPZ	10	8	36	56 dp (mm)	40

Nominal Length: Pitch length Lp in mm
 *PUX FRAS belts conforms to: II 2GD c IIB X (Test report no. B-03-4-934)

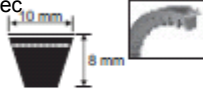
XPZ / 10x8

Belt Reference	Datum/Pitch Length (mm)		Belt Reference	Datum/Pitch Length (mm)		Belt Reference	Datum/Pitch Length (mm)
XPZ 612	612		XPZ 987	987		XPZ 1320	1320
XPZ 630	630		XPZ 1000	1000		XPZ 1337	1337
XPZ 637	637		XPZ 1010	1010		XPZ 1340	1340
XPZ 662	662		XPZ 1012	1012		XPZ 1347	1347
XPZ 670	670		XPZ 1024	1024		XPZ 1362	1362
XPZ 687	687		XPZ 1030	1030		XPZ 1387	1387
XPZ 710	710		XPZ 1034	1034		XPZ 1400	1400
XPZ 722	722		XPZ 1037	1037		XPZ 1412	1412
XPZ 737	737		XPZ 1060	1060		XPZ 1420	1420
XPZ 750	750		XPZ 1077	1077		XPZ 1437	1437
XPZ 762	762		XPZ 1080	1080		XPZ 1450	1450
XPZ 772	772		XPZ 1087	1087		XPZ 1462	1462
XPZ 775	775		XPZ 1112	1112		XPZ 1470	1470
XPZ 780	780		XPZ 1120	1120		XPZ 1487	1487
XPZ 787	787		XPZ 1137	1137		XPZ 1500	1500
XPZ 800	800		XPZ 1140	1140		XPZ 1512	1512
XPZ 807	807		XPZ 1150	1150		XPZ 1520	1520
XPZ 812	812		XPZ 1162	1162		XPZ 1537	1537
XPZ 825	825		XPZ 1180	1180		XPZ 1548	1548
XPZ 837	837		XPZ 1187	1187		XPZ 1550	1550
XPZ 850	850		XPZ 1200	1200		XPZ 1557	1557
XPZ 860	860		XPZ 1202	1202		XPZ 1562	1562
XPZ 862	862		XPZ 1212	1212		XPZ 1587	1587
XPZ 875	875		XPZ 1217	1217		XPZ 1600	1600
XPZ 887	887		XPZ 1220	1220		XPZ 1612	1612
XPZ 892	892		XPZ 1225	1225		XPZ 1637	1637
XPZ 900	900		XPZ 1237	1237		XPZ 1662	1662
XPZ 912	912		XPZ 1250	1250		XPZ 1700	1700
XPZ 917	917		XPZ 1262	1262		XPZ 1750	1750
XPZ 925	925		XPZ 1270	1270		XPZ 1762	1762
XPZ 937	937		XPZ 1280	1280		XPZ 1800	1800
XPZ 940	940		XPZ 1287	1287		XPZ 1850	1850
XPZ 950	950		XPZ 1300	1300		XPZ 1900	1900
XPZ 962	962		XPZ 1312	1312		XPZ 1950	1950

COGGED WEDGE SECTION XPZ

Features:

- Temperature range: -18 C to +100 C
- Maximum recommended belt speed is 30 m/sec
- Speed ratios up to 1:12 are possible
- High level of power transmission
- High wear resistant
- High belt speed
- Antistatic, oil & heat resistant
- Available in Raw Edge Plain/Cogged Const.
- ATEX certified FRAS belts are also available



Belt Length Factor (mm)			Manufacturing Range	Weight per metre (Kgs)
Lp to La	Lj to Lp	Lj to La		
13	37	50	500 to 5117 mm	0.069

Section	Dimensions		Angle Degree	Rec. Min Pulley Dia.	Minimum Order Qty. (No. of V-Belts)
	Topwidth (mm)	Thickness (mm)			
XPZ	10	8	36	56 dp (mm)	40

Normal Length = Pitch length Lp in mm
 *PKX FRAS belts conforms to: II 2GD c IIB X (Test report no. B-03-4934)

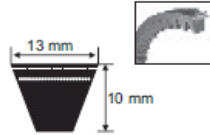
XPZ / 10x8

Belt Reference	Datum/Pitch Length (mm)		Belt Reference	Datum/Pitch Length (mm)		Belt Reference	Datum/Pitch Length (mm)
XPZ 2120	2120		XPZ 2500	2500		XPZ 3000	3000
XPZ 2160	2160		XPZ 2540	2540		XPZ 3150	3150
XPZ 2240	2240		XPZ 2650	2650		XPZ 3170	3170
XPZ 2280	2280		XPZ 2690	2690		XPZ 3350	3350
XPZ 2360	2360		XPZ 2800	2800		XPZ 3550	3550
XPZ 2410	2410		XPZ 2840	2840			

COGGED WEDGE SECTION XPA

Features:

- Temperature range: -18 C to +100 C
- Maximum recommended belt speed is 30 m/sec
- Speed ratios up to 1:12 are possible
- High level of power transmission
- High wear resistant
- High belt speed
- Antistatic, oil & heat resistant
- Available in Raw Edge Plain/Cogged Const.
- ATEX certified FRAS belts are also available



Belt Length Factor (mm)			Manufacturing Range	Weight per metre (Kgs)
Lp to La	Li to Lp	Li to La		
18	45	63	590 to 5125 mm	0.112

Section	Dimensions		Angle Degree	Rec. Min Pulley Dia.	Minimum Order Qty. (No. of V-Belts)
	Topwidth(mm)	Thickness(mm)			
XPA	13	10	36	71 dp (mm)	30

Nominal Length : Pitch length Lp in mm
 *IX FRAS belts conforms to : II 2GD c IIB X (Test report no. IB-03-4-934)

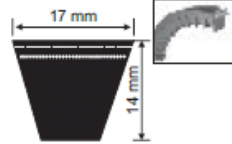
XPA / 13x10

Belt Reference	Datum/Pitch Length (mm)	Belt Reference	Datum/Pitch Length (mm)	Belt Reference	Datum/Pitch Length (mm)
XPA 630	630	XPA 1157	1157	XPA 1732	1732
XPA 690	690	XPA 1172	1172	XPA 1750	1750
XPA 732	732	XPA 1180	1180	XPA 1757	1757
XPA 750	750	XPA 1207	1207	XPA 1782	1782
XPA 757	757	XPA 1220	1220	XPA 1800	1800
XPA 775	775	XPA 1232	1232	XPA 1850	1850
XPA 782	782	XPA 1250	1250	XPA 1857	1857
XPA 800	800	XPA 1257	1257	XPA 1882	1882
XPA 807	807	XPA 1272	1272	XPA 1900	1900
XPA 832	832	XPA 1282	1282	XPA 1932	1932
XPA 850	850	XPA 1307	1307	XPA 1950	1950
XPA 857	857	XPA 1320	1320	XPA 1957	1957
XPA 875	875	XPA 1332	1332	XPA 1982	1982
XPA 882	882	XPA 1357	1357	XPA 2000	2000
XPA 900	900	XPA 1382	1382	XPA 2032	2032
XPA 907	907	XPA 1400	1400	XPA 2057	2057
XPA 925	925	XPA 1432	1432	XPA 2060	2060
XPA 932	932	XPA 1450	1450	XPA 2082	2082
XPA 950	950	XPA 1457	1457	XPA 2120	2120
XPA 957	957	XPA 1482	1482	XPA 2180	2180
XPA 975	975	XPA 1490	1490	XPA 2240	2240
XPA 982	982	XPA 1500	1500	XPA 2282	2282
XPA 1000	1000	XPA 1507	1507	XPA 2360	2360
XPA 1007	1007	XPA 1522	1522	XPA 2432	2432
XPA 1030	1030	XPA 1532	1532	XPA 2500	2500
XPA 1060	1060	XPA 1550	1550	XPA 2650	2650
XPA 1070	1070	XPA 1557	1557	XPA 2682	2682
XPA 1082	1082	XPA 1582	1582	XPA 2800	2800
XPA 1090	1090	XPA 1600	1600	XPA 2840	2840
XPA 1107	1107	XPA 1607	1607	XPA 2882	2882
XPA 1120	1120	XPA 1632	1632	XPA 3000	3000
XPA 1132	1132	XPA 1657	1657	XPA 3150	3150
XPA 1142	1142	XPA 1682	1682	XPA 3350	3350
XPA 1150	1150	XPA 1700	1700	XPA 3550	3550

COGGED WEDGE SECTION XPB

Features:

- Temperature range: -18 C to +100 C
- Maximum recommended belt speed is 30 m/sec
- Speed ratios up to 1:12 are possible
- High level of power transmission
- High wear resistant
- High belt speed
- Antistatic, oil & heat resistant
- Available in Raw Edge Plain/Cogged Const.
- ATEX certified FRAS belts are also available



Belt Length Factor (mm)			Manufacturing Range	Weight per metre (Kgs)
Lp to La	Li to Lp	Li to La		
28	60	88	600 to 5140 mm	0.194

Section	Dimensions		Angle Degree	Rec. Min Pulley Dia.	Minimum Order Qty. (No. of V-Belts)
	Topwidth(mm)	Thickness(mm)			
XPB	17	14	36	112 dp (mm)	25

Nominal Length : Pitch length Lp in mm
 PIX® FRAS belts conforms to : II 2GD c IIB X (Test report no. 1B-03-4-934)

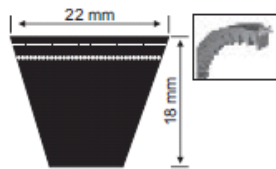
XPB / 17x14

Belt Reference	Datum/Pitch Length (mm)		Belt Reference	Datum/Pitch Length (mm)		Belt Reference	Datum/Pitch Length (mm)
XPB 1000	1000		XPB 1600	1600		XPB 2360	2360
XPB 1060	1060		XPB 1620	1620		XPB 2410	2410
XPB 1120	1120		XPB 1650	1650		XPB 2500	2500
XPB 1180	1180		XPB 1690	1690		XPB 2530	2530
XPB 1250	1250		XPB 1700	1700		XPB 2650	2650
XPB 1260	1260		XPB 1750	1750		XPB 2680	2680
XPB 1320	1320		XPB 1800	1800		XPB 2800	2800
XPB 1340	1340		XPB 1850	1850		XPB 2840	2840
XPB 1400	1400		XPB 1900	1900		XPB 2990	2990
XPB 1410	1410		XPB 2000	2000		XPB 3000	3000
XPB 1450	1450		XPB 2020	2020		XPB 3150	3150
XPB 1480	1480		XPB 2120	2120		XPB 3170	3170
XPB 1500	1500		XPB 2150	2150		XPB 3340	3340
XPB 1510	1510		XPB 2180	2180		XPB 3350	3350
XPB 1525	1525		XPB 2240	2240		XPB 3550	3550
XPB 1590	1590		XPB 2280	2280			

COGGED WEDGE SECTION XPC

Features:

- Temperature range: -18 C to +100 C
- Maximum recommended belt speed is 30 m/sec
- Speed ratios up to 1:12 are possible
- High level of power transmission
- High wear resistant
- High belt speed
- Antistatic, oil & heat resistant
- Available in Raw Edge Plain/Cogged Const.
- ATEX certified FRAS belts are also available



Belt Length Factor (mm)			Manufacturing Range	Weight per metre (Kgs)
Lp to La	Li to Lp	Li to La		
30	83	113	600 to 5163 mm	0.332

Section	Dimensions		Angle Degree	Rec. Min Pulley Dia.	Minimum Order Qty. (No. of V-Belts)
	Topwidth (mm)	Thickness (mm)			
XPC	22	18	36	180 dp (mm)	20

Nominal Length : Pitch length Lp in mm
 PIX FRAS belts conforms to : II 2GD c IIB X (Test report no. IB-03-4-934)

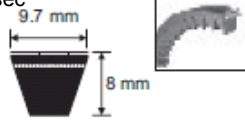
XPC / 22x18

Belt Reference	Datum/Pitch Length (mm)		Belt Reference	Datum/Pitch Length (mm)		Belt Reference	Datum/Pitch Length (mm)
XPC 2000	2000		XPC 2500	2500		XPC 3150	3150
XPC 2120	2120		XPC 2650	2650		XPC 3350	3350
XPC 2240	2240		XPC 2800	2800		XPC 3550	3550
XPC 2360	2360		XPC 3000	3000			

COGGED WEDGE SECTION 3VX

Features:

- Temperature range: -18 C to +100 C
- Maximum recommended belt speed is 30 m/sec
- Speed ratios up to 1:12 are possible
- High level of power transmission
- High wear resistant
- High belt speed
- Antistatic, oil & heat resistant
- Available in Raw Edge Plain/Cogged Const.



Belt Length Factor (mm)			Manufacturing Range	Weight per metre (Kgs)
Lp to La	Li to Lp	Li to La		
13	37	50	24 to 202 inch	0.069

Section	Dimensions		Angle Degree	Rec. Min Pulley Dia.	Minimum Order Qty. (No. of V-Belts)
	Topwidth (mm)	Thickness (mm)			
3VX	9.7	8	38	56 de (mm)	40

Nominal Length : Belt no /10 = outside length in inches

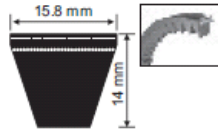
3VX / 9.7x8

Belt Reference	Datum/Pitch Length (mm)		Belt Reference	Datum/Pitch Length (mm)		Belt Reference	Datum/Pitch Length (mm)
3VX 250	635		3VX 475	1207		3VX 950	2413
3VX 260	660		3VX 500	1270		3VX 960	2438
3VX 265	673		3VX 520	1321		3VX 1000	2540
3VX 280	711		3VX 530	1346		3VX 1060	2692
3VX 300	762		3VX 560	1422		3VX 1120	2845
3VX 315	800		3VX 600	1524		3VX 1180	2997
3VX 335	851		3VX 617	1567		3VX 1250	3175
3VX 350	889		3VX 630	1600		3VX 1320	3353
3VX 355	902		3VX 670	1702		3VX 1400	3556
3VX 370	940		3VX 710	1803		3VX 1425	3620
3VX 375	953		3VX 750	1905		3VX 1450	3683
3VX 400	1016		3VX 800	2032		3VX 1500	3810
3VX 425	1080		3VX 850	2159			
3VX 450	1143		3VX 900	2286			

COGGED WEDGE SECTION 5VX

Features:

- Temperature range: -18 C to +100 C
- Maximum recommended belt speed is 30 m/sec
- Speed ratios up to 1:12 are possible
- High level of power transmission
- High wear resistant
- High belt speed
- Antistatic, oil & heat resistant
- Available in Raw Edge Plain/Cogged Const.
- ATEX certified FRAS belts are also available



5VX / 16x14

Belt Length Factor (mm)			Manufacturing Range	Weight per metre (Kgs)	
Lp to La	Li to Lp	Li to La	24 to 203 inch	0.186	
25	60	85			
Section	Dimensions		Angle Degree	Rec. Min Pulley Dia.	Minimum Order Qty. (No. of V-Belts)
	Topwidth(mm)	Thickness(mm)			
5VX	15.8	14	38	112 de (mm)	25

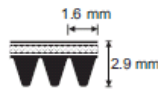
Nominal Length : Belt no /10 = Outside length in inches

Belt Reference	Datum/Pitch Length (mm)	Belt Reference	Datum/Pitch Length (mm)	Belt Reference	Datum/Pitch Length (mm)
5VX 500	1270	5VX 800	2032	5VX 1250	3175
5VX 530	1346	5VX 850	2159	5VX 1320	3353
5VX 560	1422	5VX 900	2286	5VX 1400	3556
5VX 600	1524	5VX 950	2413	5VX 1500	3810
5VX 630	1600	5VX 1000	2540	5VX 1600	4064
5VX 670	1702	5VX 1060	2692	5VX 1650	4191
5VX 710	1803	5VX 1120	2845		
5VX 750	1905	5VX 1180	2997		

POLY V-BELT PH

Features :

- Good flexibility with high power carrying capacity per unit width
- Temperature up to +100 C
- Speed ratios over 1:30 are possible
- Maximum belt speed up to 50 m/sec
- Antistatic, oil & heat resistant, low stretch
- ATEX certified FRAS belts are also available
- No of Ribs per Sleeve : 320



Manufacturing Range	Weight per metre (Kgs)
280 to 5080 mm	0.006

Section	Dimensions		Max. Belt Speed m/sec	Rec. Min Pulley Dia.	Minimum Order Qty. (No. of Sleeves)
	RibPitch(mm)	Thickness(mm)			
PH	1.6	2.9	50	13 de (mm)	1

Nominal Length : Effective length Le
 *IX FRAS belts conforms to : II 2GD c IIB X (Test report no. IB-03-4-934)

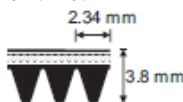
H / PH

Belt Reference	Effective Length (inches)	Belt Reference	Effective Length (inches)	Belt Reference	Effective Length (inches)	Belt Reference	Effective Length (inches)
PH 559	22	PH 990	39	PH 1270	50	PH 1600	1600
PH 698	27.5	PH 1016	40	PH 1285	50.6	PH 1854	1854
PH 735	28.9	PH 1080	42.5	PH 1290	50.8	PH 1895	1895
PH 762	30	PH 1092	43	PH 1301	51.2	PH 1915	1915
PH 813	32	PH 1096	43.1	PH 1309	51.5	PH 1930	1930
PH 858	33.8	PH 1168	46	PH 1316	51.8	PH 1956	1956
PH 864	34	PH 1194	47	PH 1321	52	PH 1992	1992
PH 886	34.9	PH 1200	47.2	PH 1333	52.5	PH 2083	2083
PH 914	36	PH 1222	48.1	PH 1371	54	PH 2155	2155
PH 955	37.5	PH 1230	48.4	PH 1397	55		
PH 965	38	PH 1244	49	PH 1439	56.7		
PH 975	38.4	PH 1262	49.7	PH 1475	58.1		

POLY V-BELT PJ

Features :

- Good flexibility with high power carrying capacity per unit width
- Temperature up to +100 C
- Speed ratios over 1:30 are possible
- Maximum belt speed up to 50 m/sec
- Antistatic, oil & heat resistant, low stretch
- ATEX certified FRAS belts are also available
- No of Ribs per Sleeve : 240



Manufacturing Range	Weight per metre (Kgs)
280 to 5080 mm	0.011

Section	Dimensions		Max. Belt Speed m/sec	Rec. Min Pulley Dia.	Minimum Order Qty. (No. of Sleeves)
	RibPitch(mm)	Thickness(mm)			
PJ	2.34	3.8	50	20 dia (mm)	1

Nominal Length : Effective length Le
 *PIX FRAS belts conforms to : II 2GD c IIB X (Test report no. IB-03-4-934)

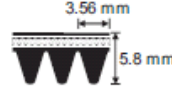
J/PJ

Belt Reference	Effective Length (inches)	Belt Reference	Effective Length (inches)	Belt Reference	Effective Length (inches)	Belt Reference	Effective Length (inches)
PJ 280	11.0	PJ 914	36.0	PJ 1270	50.0	PJ 1752	69.0
PJ 330	13.0	PJ 955	37.6	PJ 1280	50.4	PJ 1753	69.0
PJ 356	14.0	PJ 965	38.0	PJ 1285	50.6	PJ 1778	70.0
PJ 362	14.3	PJ 1016	40.0	PJ 1301	51.2	PJ 1780	70.1
PJ 381	15.0	PJ 1031	40.6	PJ 1309	51.5	PJ 1795	70.7
PJ 406	16.0	PJ 1054	41.5	PJ 1316	51.8	PJ 1854	73.0
PJ 414	16.3	PJ 1065	41.9	PJ 1321	52.0	PJ 1880	74.0
PJ 432	17.0	PJ 1092	43.0	PJ 1333	52.5	PJ 1895	74.6
PJ 457	18.0	PJ 1105	43.5	PJ 1355	53.3	PJ 1905	75.0
PJ 483	19.0	PJ 1110	43.7	PJ 1358	53.5	PJ 1910	75.2
PJ 508	20.0	PJ 1116	43.9	PJ 1371	54.0	PJ 1915	75.4
PJ 559	22.0	PJ 1123	44.2	PJ 1372	54.0	PJ 1920	75.6
PJ 584	23.0	PJ 1130	44.5	PJ 1397	55.0	PJ 1930	76.0
PJ 610	24.0	PJ 1143	45.0	PJ 1428	56.2	PJ 1956	77.0
PJ 640	25.2	PJ 1150	45.3	PJ 1435	56.5	PJ 1965	77.4
PJ 660	26.0	PJ 1168	46.0	PJ 1439	56.7	PJ 1981	78.0
PJ 711	28.0	PJ 1194	47.0	PJ 1473	58.0	PJ 1992	78.4
PJ 723	28.5	PJ 1200	47.2	PJ 1475	58.1	PJ 2083	82.0
PJ 762	30.0	PJ 1219	48.0	PJ 1549	61.0	PJ 2100	82.7
PJ 813	32.0	PJ 1222	48.1	PJ 1580	62.2	PJ 2155	84.8
PJ 836	32.9	PJ 1244	49.0	PJ 1600	63.0	PJ 2210	87.0
PJ 838	33.0	PJ 1245	49.0	PJ 1651	65.0	PJ 2337	92.0
PJ 864	34.0	PJ 1254	49.4	PJ 1663	65.5	PJ 2489	98.0
PJ 889	35.0	PJ 1262	49.7	PJ 1702	67.0	PJ 2500	98.4

POLY V-BELT PK

Features :

- Good flexibility with high power carrying capacity per unit width
- Temperature up to +100 C
- Speed ratios over 1:30 are possible
- Maximum belt speed up to 50 m/sec
- Antistatic, oil & heat resistant, low stretch
- ATEX certified FRAS belts are also available
- No of Ribs per Sleeve : 150



Manufacturing Range	Weight per metre (Kgs)
280 to 5080 mm	0.018

Section	Dimensions		Max. Belt Speed m/sec	Rec. Min Pulley Dia.	Minimum Order Qty. (No. of Sleeves)
	RibPitch(mm)	Thickness(mm)			
PK	3.56	5.8	50	50 de (mm)	1

Nominal Length : Effective length Le

*PK FRAS belts conforms to : II 2GD c IIB X (Test report no. IB-03-4-934)

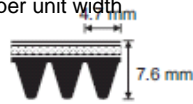
K / PK

Belt Reference	Effective Length (inches)	Belt Reference	Effective Length (inches)	Belt Reference	Effective Length (inches)	Belt Reference	Effective Length (inches)
PK 559	22.0	PK 905	35.6	PK 1180	46.5	PK 1895	74.6
PK 605	23.8	PK 913	36.0	PK 1190	46.8	PK 1930	76.0
PK 625	24.6	PK 920	36.2	PK 1200	47.2	PK 1956	77.0
PK 630	24.8	PK 925	36.4	PK 1214	47.8	PK 1980	78.0
PK 648	25.5	PK 930	36.6	PK 1222	48.1	PK 1992	78.4
PK 698	27.5	PK 935	36.8	PK 1230	48.4	PK 2030	79.9
PK 725	28.5	PK 940	37.0	PK 1245	49.0	PK 2050	80.7
PK 735	28.9	PK 945	37.2	PK 1262	49.7	PK 2145	84.4
PK 775	30.5	PK 954	37.6	PK 1270	50.0	PK 2155	84.8
PK 780	30.7	PK 962	37.8	PK 1285	50.6	PK 2170	85.4
PK 790	31.1	PK 970	38.2	PK 1301	51.2	PK 2235	88.0
PK 795	31.3	PK 975	38.4	PK 1309	51.5	PK 2362	93.0
PK 800	31.5	PK 985	38.8	PK 1321	52.0	PK 2461	96.9
PK 805	31.7	PK 991	39.0	PK 1330	52.4	PK 2515	99.0
PK 812	32.0	PK 995	39.2	PK 1345	53.0	PK 2743	108.0
PK 825	32.5	PK 1000	39.4	PK 1371	54.0	PK 2845	112.0
PK 830	32.7	PK 1010	39.8	PK 1397	55.0	PK 2895	114.0
PK 835	32.9	PK 1015	40.0	PK 1439	56.7	PK 2921	115.0
PK 841	33.1	PK 1020	40.2	PK 1450	57.1	PK 2997	118.0
PK 845	33.3	PK 1065	41.9	PK 1460	57.5	PK 3124	123.0
PK 858	33.8	PK 1080	42.5	PK 1475	58.1	PK 3327	131.0
PK 865	34.0	PK 1090	43.0	PK 1520	59.8	PK 3492	137.5
PK 870	34.3	PK 1100	43.3	PK 1600	63.0	PK 3696	145.5
PK 875	34.5	PK 1125	44.3	PK 1610	63.4	PK 4051	159.5
PK 886	34.9	PK 1150	45.3	PK 1655	65.2	PK 4191	165.0
PK 890	35.0	PK 1165	45.9	PK 1854	73.0		

POLY V-BELT PL

Features

- Good flexibility with high power carrying capacity per unit width
- Temperature up to +100 C
- Speed ratios over 1:30 are possible
- Maximum belt speed up to 50 m/sec
- Antistatic, oil & heat resistant, low stretch
- ATEX certified FRAS belts are also available
- No of Ribs per Sleeve : 110



L/PL

Manufacturing Range	Weight per metre (Kgs)
280 to 5080 mm	0.038

Section	Dimensions		Max. Belt Speed m/sec	Rec. Min Pulley Dia.	Minimum Order Qty. (No. of Sleeves)
	RibPitch(mm)	Thickness(mm)			
PL	4.7	7.6	50	75 de (mm)	1

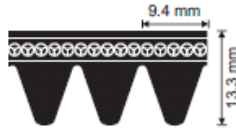
Nominal Length : Effective length Le
 PIX FRAS belts conforms to : II 2GD c IIB X (Test report no. IB-03-4-934)

Belt Reference	Effective Length (inches)	Belt Reference	Effective Length (inches)	Belt Reference	Effective Length (inches)	Belt Reference	Effective Length (inches)
PL 954	37.6	PL 1214	47.8	PL 1613	63.5	PL 2235	88.0
PL 991	39.0	PL 1219	48.0	PL 1651	65.0	PL 2324	91.5
PL 945	37.2	PL 1222	48.1	PL 1656	65.2	PL 2362	93.0
PL 955	37.6	PL 1229	48.4	PL 1664	65.5	PL 2461	96.9
PL 960	37.8	PL 1245	49.0	PL 1715	67.5	PL 2476	97.5
PL 970	38.2	PL 1262	49.7	PL 1727	68.0	PL 2515	99.0
PL 975	38.4	PL 1270	50.0	PL 1764	69.4	PL 2565	101.0
PL 986	38.8	PL 1285	50.6	PL 1765	69.5	PL 2705	106.5
PL 991	39.0	PL 1295	51.0	PL 1803	71.0	PL 2743	108.0
PL 996	39.2	PL 1300	51.2	PL 1841	72.5	PL 2845	112.0
PL 1001	39.4	PL 1308	51.5	PL 1842	72.5	PL 2890	113.8
PL 1011	39.8	PL 1321	52.0	PL 1854	73.0	PL 2895	114.0
PL 1016	40.0	PL 1333	52.5	PL 1895	74.6	PL 2921	115.0
PL 1021	40.2	PL 1334	52.5	PL 1930	76.0	PL 2997	118.0
PL 1041	41.0	PL 1346	53.0	PL 1943	76.5	PL 3086	121.5
PL 1064	41.9	PL 1371	54.0	PL 1956	77.0	PL 3124	123.0
PL 1075	42.3	PL 1397	55.0	PL 1981	78.0	PL 3288	129.4
PL 1080	42.5	PL 1422	56.0	PL 1991	78.4	PL 3289	129.5
PL 1092	43.0	PL 1435	56.5	PL 2019	79.5	PL 3327	131.0
PL 1100	43.3	PL 1440	56.7	PL 2020	79.5	PL 3492	137.5
PL 1125	44.3	PL 1450	57.1	PL 2029	79.9	PL 3696	145.5
PL 1149	45.2	PL 1460	57.5	PL 2050	80.7	PL 4051	159.5
PL 1151	45.3	PL 1462	57.6	PL 2070	81.5	PL 4191	165.0
PL 1166	45.9	PL 1473	58.0	PL 2096	82.5	PL 4250	167.3
PL 1168	46.0	PL 1476	58.1	PL 2134	84.0	PL 4470	176.0
PL 1181	46.5	PL 1499	59.0	PL 2144	84.4	PL 4622	182.0
PL 1189	46.8	PL 1519	59.8	PL 2154	84.8	PL 5029	198.0
PL 1194	47.0	PL 1562	61.5	PL 2169	85.4	PL 5080	200.0
PL 1199	47.2	PL 1600	63.0	PL 2197	86.5		

POLY V-BELT PM

Features

- Good flexibility with high power carrying capacity per unit width
- Temperature up to +100 C
- Speed ratios over 1:30 are possible
- Maximum belt speed up to 50 m/sec
- Antistatic, oil & heat resistant, low stretch
- ATEX certified FRAS belts are also available
- No of Ribs per Sleeve : 52



M / PM

Manufacturing Range	Weight per metre (Kgs)
280 to 5080 mm	0.151

Section	Dimensions		Max. Belt Speed m/sec	Rec. Min Pulley Dia.	Minimum Order Qty. (No. of Sleeves)
	Rib Pitch(mm)	Thickness(mm)			
PM	9.4	13.3	50	180 de(mm)	1

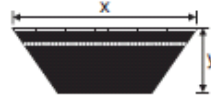
Nominal Length : Effective length Le
 PIX FRAS belts conforms to : II 2GD c IIB X (Test report no. IB-03-4-934)

Belt Reference	Effective Length (inches)	Belt Reference	Effective Length (inches)	Belt Reference	Effective Length (inches)	Belt Reference	Effective Length (inches)
PM 2286	90.0	PM 2832	111.5	PM 3327	131.0	PM 4191	165.0
PM 2362	93.0	PM 2845	112.0	PM 3493	137.5	PM 4470	176.0
PM 2388	94.0	PM 2896	114.0	PM 3531	139.0	PM 4623	182.0
PM 2461	96.9	PM 2921	115.0	PM 3696	145.5	PM 4648	183.0
PM 2515	99.0	PM 2997	118.0	PM 3734	147.0	PM 5029	198.0
PM 2693	106.0	PM 3010	118.5	PM 4051	159.5	PM 5080	200.0
PM 2743	108.0	PM 3124	123.0	PM 4089	161.0		

VARIABLE SPEED BELT

Features:

- Oil resistant
- Antistatic
- Available also in Polyester/Aramid (Kevlar) cord construction
- Variable Speed Belts in Wrapped Construction also available



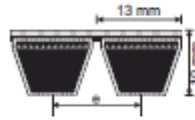
Dimensions	
Topwidth(mm) (x)	Thickness(mm) (y)
23	8
28	8
32	10
38	10
46	13
50	14
64	18
70	18
76	19
90	22
Manufacturing Range (L)	
600 - 5090 mm	

Belt Reference	Inside Length (mm)	Belt Reference	Inside Length (mm)	Belt Reference	Inside Length (mm)	Belt Reference	Inside Length (mm)
VS 13 X 5	600	VS 26 X 8	630	VS 30 X 10	1100	VS 37 X 10	1500
VS 13 X 5	700	VS 26 X 8	655	VS 30 X 10	1120	VS 37 X 10	1600
VS 13 X 5	750	VS 26 X 8	672	VS 30 X 10	1185	VS 37 X 10	1700
VS 13 X 5	850	VS 26 X 8	680	VS 30 X 10	1200	VS 37 X 10	1800
VS 13 X 5	900	VS 26 X 8	710	VS 30 X 10	1320	VS 41 X 13	900
VS 13 X 5	1000	VS 26 X 8	750	VS 30 X 10	1340	VS 41 X 13	925
VS 13 X 5	1180	VS 26 X 8	762	VS 30 X 10	1500	VS 41 X 13	950
VS 17 X 5	606	VS 26 X 8	780	VS 30 X 10	1600	VS 41 X 13	970
VS 17 X 5	686	VS 26 X 8	800	VS 30 X 10	1700	VS 41 X 13	1000
VS 17 X 5	776	VS 26 X 8	850	VS 30 X 10	1750	VS 41 X 13	1040
VS 17 X 5	875	VS 26 X 8	862	VS 32 X 10	750	VS 41 X 13	1060
VS 17 X 5	976	VS 26 X 8	900	VS 32 X 10	790	VS 41 X 13	1120
VS 20 X 10	600	VS 26 X 8	950	VS 32 X 10	820	VS 41 X 13	1180
VS 20 X 10	700	VS 26 X 8	962	VS 32 X 10	850	VS 41 X 13	1190
VS 20 X 10	800	VS 26 X 8	1000	VS 32 X 10	900	VS 41 X 13	1250
VS 20 X 10	900	VS 26 X 8	1082	VS 32 X 10	950	VS 41 X 13	1340
VS 20 X 10	1000	VS 26 X 8	1212	VS 32 X 10	1000	VS 41 X 13	1400
VS 20 X 10	1500	VS 26 X 8	1562	VS 32 X 10	1073	VS 41 X 13	1440
VS 21 X 6	600	VS 28 X 8	600	VS 32 X 10	1120	VS 41 X 13	1500
VS 21 X 6	610	VS 28 X 8	650	VS 32 X 10	1180	VS 41 X 13	1600
VS 21 X 6	675	VS 28 X 8	670	VS 32 X 10	1200	VS 41 X 13	1740
VS 21 X 6	700	VS 28 X 8	700	VS 32 X 10	1250	VS 41 X 13	1940
VS 21 X 6	750	VS 28 X 8	750	VS 32 X 10	1353	VS 41 X 13	2180
VS 21 X 6	770	VS 28 X 8	800	VS 32 X 10	1400	VS 47 X 13	960
VS 21 X 6	800	VS 28 X 8	850	VS 32 X 10	1600	VS 47 X 13	1000
VS 21 X 6	850	VS 28 X 8	900	VS 35 X 12	800	VS 47 X 13	1060
VS 21 X 6	870	VS 28 X 8	950	VS 35 X 12	850	VS 47 X 13	1120
VS 21 X 6	900	VS 28 X 8	1000	VS 35 X 12	900	VS 47 X 13	1180
VS 21 X 6	970	VS 28 X 8	1060	VS 35 X 12	950	VS 47 X 13	1250
VS 21 X 6	1120	VS 28 X 8	1120	VS 35 X 12	1000	VS 47 X 13	1320
VS 21 X 6	1180	VS 28 X 8	1180	VS 35 X 12	1050	VS 47 X 13	1400
VS 21 X 6	1220	VS 28 X 8	1250	VS 35 X 12	1100	VS 47 X 13	1500
VS 22 X 8	650	VS 28 X 8	1320	VS 35 X 12	1180	VS 47 X 13	1600
VS 22 X 8	700	VS 28 X 8	1400	VS 35 X 12	1250	VS 47 X 13	1700
VS 22 X 8	750	VS 28 X 8	1450	VS 35 X 12	1400	VS 47 X 13	1740
VS 22 X 8	800	VS 28 X 8	1500	VS 35 X 12	1500	VS 47 X 13	1790
VS 22 X 8	830	VS 30 X 10	650	VS 37 X 10	660	VS 47 X 13	1800
VS 22 X 8	850	VS 30 X 10	665	VS 37 X 10	800		
VS 22 X 8	880	VS 30 X 10	700	VS 37 X 10	850		
VS 22 X 8	900	VS 30 X 10	773	VS 37 X 10	900		
VS 22 X 8	950	VS 30 X 10	800	VS 37 X 10	920		
VS 22 X 8	1000	VS 30 X 10	850	VS 37 X 10	950		
VS 22 X 8	1060	VS 30 X 10	875	VS 37 X 10	1000		
VS 22 X 8	1150	VS 30 X 10	900	VS 37 X 10	1020		
VS 22 X 8	1185	VS 30 X 10	925	VS 37 X 10	1060		
VS 22 X 8	1250	VS 30 X 10	950	VS 37 X 10	1120		
VS 22 X 8	1320	VS 30 X 10	1000	VS 37 X 10	1180		
VS 22 X 8	1400	VS 30 X 10	1015	VS 37 X 10	1250		
VS 22 X 8	1500	VS 30 X 10	1035	VS 37 X 10	1320		
		VS 30 X 10	1050	VS 37 X 10	1400		

BANDED BELT HA

Features:

- Top width to height ratio 1.6:1
- Temperature range: -18 C to +100 C
- Maximum recommended belt speed is 30 m/sec
- Permissible flex rate f=80 per second
- Antistatic, oil and heat resistant
- ATEX certified FRAS belts are also available
- High power construction
- Recommended number of Ribs = 5 (Max)



HA / 13x10

Manufacturing Range	Weight per metre (Kgs)
33 to 290 inch (IJ)	0.175

Section	Dimensions		Angle Degree	Rec. Min Pulley Dia.	Minimum Order Qty. (No. of Ribs)
	Top Width (mm)	Thickness (mm)			
HA	13	10	40	80 mm (dia)	Refer Page no. 83

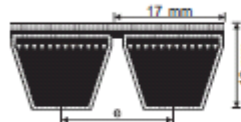
e = 15.3 mm

Belt Ref.	Li (mm)	La (mm)	La (inches)	Belt Ref.	Li (mm)	La (mm)	La (inches)	Belt Ref.	Li (mm)	La (mm)	La (inches)
HA 47	1194	1244	49	HA 71	1803	1853	73	HA 120	3048	3098	122
HA 51	1295	1345	53	HA 75	1905	1955	77	HA 128	3251	3301	130
HA 56	1422	1472	58	HA 79	2007	2057	81	HA 144	3658	3708	146
HA 57	1448	1498	59	HA 98	2489	2539	100	HA 157	3988	4038	159
HA 59	1499	1549	61	HA 100	2540	2590	102	HA 167	4242	4292	169
HA 64	1626	1676	66	HA 104	2642	2692	106	HA 187	4750	4800	189
HA 67	1702	1752	69	HA 112	2845	2895	114				

BANDED BELT HB

Features:

- Top width to height ratio 1.6:1
- Temperature range: -18 C to +100 C
- Maximum recommended belt speed is 30 m/sec
- Permissible flex rate f=80 per second
- Antistatic, oil and heat resistant
- ATEX certified FRAS belts are also available
- High power construction
- Recommended number of Ribs = 5 (Max)



HB / 17x13

Manufacturing Range	Weight per metre (Kgs)
41 to 628 inch (IJ)	0.272

Section	Dimensions		Angle Degree	Rec. Min Pulley Dia.	Minimum Order Qty. (No. of Ribs)
	Top Width (mm)	Thickness (mm)			
HB	17	13	40	130 mm (dia)	Refer Page no. 83

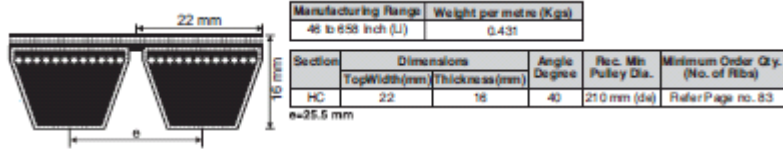
e = 19 mm

Belt Ref.	Li (mm)	La (mm)	La (inches)	Belt Ref.	Li (mm)	La (mm)	La (inches)	Belt Ref.	Li (mm)	La (mm)	La (inches)
HB 47	1194	1263	50	HB 83	2108	2177	86	HB 140	3556	3625	143
HB 51	1295	1364	54	HB 88	2235	2304	91	HB 146	3708	3777	149
HB 55	1397	1466	58	HB 91	2311	2380	94	HB 148	3759	3828	151
HB 59	1499	1568	62	HB 94.5	2400	2469	97	HB 158	4013	4082	161
HB 61	1549	1618	64	HB 98	2489	2558	101	HB 167	4242	4311	170
HB 63	1600	1669	66	HB 102	2591	2660	105	HB 177	4496	4565	180
HB 64	1626	1695	67	HB 106	2692	2761	109	HB 187	4750	4819	190
HB 67	1702	1771	70	HB 112	2845	2914	115	HB 197	5004	5073	200
HB 71	1803	1872	74	HB 118	2997	3066	121	HB 208	5283	5352	211
HB 73	1854	1923	76	HB 120	3048	3117	123	HB 220	5588	5657	223
HB 75	1905	1974	78	HB 128	3251	3320	131				
HB 79	2007	2076	82	HB 132	3353	3422	135				

BANDED BELT HC

Features:

- Top width to height ratio 1.6:1
- Temperature range: -18 C to +100 C
- Permissible flex rate f=80 per second
- Antistatic, oil and heat resistant
- ATEX certified FRAS belts are also available
- High power construction
- Recommended number of Ribs = 5 (Max)
- Maximum recommended belt speed is 30 m/sec




HC / 22x16

Belt Ref.	Li (mm)	La (mm)	La (inches)	Belt Ref.	Li (mm)	La (mm)	La (inches)	Belt Ref.	Li (mm)	La (mm)	La (inches)
HC 90	2286	2374	93	HC 146	4242	3796	149	HC 208	5994	5371	211
HC 98	2489	2577	101	HC 151	4496	3923	154	HC 220	6299	5676	223
HC 108	2743	2831	111	HC 167	4750	4330	170	HC 236	6708	6082	239
HC 120	3048	3136	123	HC 177	5004	4584	180	HC 248	6835	6387	251
HC 128	3251	3339	131	HC 187	5283	4838	190				
HC 140	3556	3644	143	HC 197	5588	5092	200				

BANDED BELT HD

Features:

- Top width to height ratio 1.6:1
- Temperature range: -18 C to +100 C
- Permissible flex rate f=80 per second
- Antistatic, oil and heat resistant
- ATEX certified FRAS belts are also available
- High power construction
- Recommended number of Ribs = 5 (Max)
- Maximum recommended belt speed is 30 m/sec

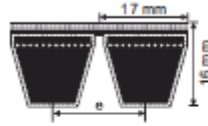


Belt Ref.	Li (mm)	La (mm)	La (inches)	Belt Ref.	Li (mm)	La (mm)	La (inches)	Belt Ref.	Li (mm)	La (mm)	La (inches)
HD 90	2286	2405	95	HD 180	4572	4691	185	HD 300	7620	7739	305
HD 110	2794	2913	115	HD 195	4953	5072	200	HD 315	8001	8120	320
HD 120	3048	3167	125	HD 210	5334	5453	215	HD 330	8382	8501	335
HD 128	3251	3370	133	HD 225	5715	5834	230	HD 345	8763	8882	350
HD 144	3658	3777	149	HD 240	6096	6215	245	HD 360	9144	9263	365
HD 158	4013	4132	163	HD 255	6477	6596	260	HD 390	9906	10025	395
HD 162	4115	4234	167	HD 270	6858	6977	275				
HD 173	4394	4513	178	HD 285	7239	7358	290				

BANDED BELT HSPB

Features:

- Top width to height ratio is 1.2:1
- Temperature range: -18 C to +100 C
- Maximum recommended belt speed 30 m/sec
- High power construction
- Permissible flex rate $f=100$ per second
- Less deformation of belt cross-section
- Antistatic, oil & heat resistant
- ATEX certified FRAS belts are also available



Manufacturing Range	Weight per metre (Kgs)
1775 - 9144 mm (Lp)	0.275

Section	Dimensions		Angle Degree	Rec. Min Pulley Dia.	Minimum Order Qty. (No. of Ribs)
	Topwidth(mm)	Thickness(mm)			
HSPB	17	16	40	160 dp (mm)	Ref. Page no. 83

e=19 mm

HSPB / 17x16

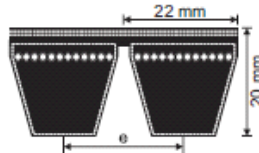
Belt Reference	Lp (mm)		Belt Reference	Lp (mm)		Belt Reference	Lp (mm)
HSPB 2000	2000		HSPB 3350	3350		HSPB 5600	5600
HSPB 2120	2120		HSPB 3550	3550		HSPB 6000	6000
HSPB 2240	2240		HSPB 3750	3750		HSPB 6300	6300
HSPB 2360	2360		HSPB 4000	4000		HSPB 6700	6700
HSPB 2500	2500		HSPB 4250	4250		HSPB 7100	7100
HSPB 2650	2650		HSPB 4500	4500		HSPB 7500	7500
HSPB 2800	2800		HSPB 4750	4750		HSPB 8000	8000
HSPB 3000	3000		HSPB 5000	5000			
HSPB 3150	3150		HSPB 5300	5300			

• Recommended number of Ribs = 5 (Max)

BANDED BELT HSPC

Features:

- Top width to height ratio is 1.2:1
- Temperature range: -18 C to +100 C
- Maximum recommended belt speed 30 m/sec
- High power construction
- Permissible flex rate $f=100$ per second
- Less deformation of belt cross-section
- Antistatic, oil & heat resistant
- ATEX certified FRAS belts are also available
- Recommended number of Ribs = 5 (Max)



Manufacturing Range	Weight per metre (Kgs)
2235 - 16688 mm (Lp)	0.485

Section	Dimensions		Angle Degree	Rec. Min Pulley Dia.	Minimum Order Qty. (No. of Ribs)
	Topwidth(mm)	Thickness(mm)			
HSPC	22	20	40	224 dp (mm)	Ref. Page No. 83

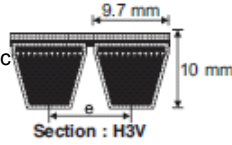
e=25.5 mm

Belt Reference	Lp (mm)		Belt Reference	Lp (mm)		Belt Reference	Lp (mm)
HSPC 3000	3000		HSPC 5000	5000		HSPC 8500	8500
HSPC 3150	3150		HSPC 5300	5300		HSPC 9000	9000
HSPC 3350	3350		HSPC 5600	5600		HSPC 9500	9500
HSPC 3550	3550		HSPC 6000	6000		HSPC 10000	10000
HSPC 3750	3750		HSPC 6300	6300		HSPC 10600	10600
HSPC 4000	4000		HSPC 6700	6700		HSPC 11200	11200
HSPC 4250	4250		HSPC 7100	7100		HSPC 11800	11800
HSPC 4500	4500		HSPC 7500	7500		HSPC 12500	12500
HSPC 4750	4750		HSPC 8000	8000			

BANDED BELT H3V

Features:

- Top width to height ratio is 1.2:1
- Temperature range: -18 C to +100 C
- Maximum recommended belt speed 30 m/sec
- High power construction
- Permissible flex rate f=100 per second
- Less deformation of belt cross-section
- Antistatic, oil & heat resistant
- ATEX certified FRAS belts are also available
- Recommended number of Ribs = 5 (Max)



Manufacturing Range		Weight per metre (Kgs)			
35.5 to 178 inch (La)		0.106			
Section	Dimensions		Angle Degree	Rec. Min Pulley Dia.	Minimum Order Qty.
	Topwidth(mm)	Thickness(mm)			
H3V	9.7	10	40	67 mm (de)	Ref. Page no. 83

e=10.3 mm

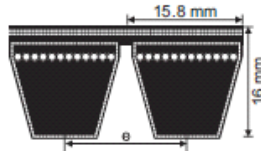
H3V / 9.7x10

Belt Reference	Lp (mm)		Belt Reference	Lp (mm)		Belt Reference	Lp (mm)
H3V 500 9J	1270		H3V 750 9J	1905		H3V 1060 9J	2692
H3V 530 9J	1346		H3V 800 9J	2032		H3V 1120 9J	2845
H3V 560 9J	1422		H3V 850 9J	2159		H3V 1180 9J	2997
H3V 600 9J	1524		H3V 900 9J	2286		H3V 1250 9J	3175
H3V 630 9J	1600		H3V 950 9J	2413		H3V 1320 9J	3353
H3V 670 9J	1702		H3V 1000 9J	2540		H3V 1400 9J	3556
H3V 710 9J	1803						

BANDED BELT H5V

Features:

- Top width to height ratio is 1.2:1
- Temperature range: -18 C to +100 C
- Maximum recommended belt speed 30 m/sec
- High power construction
- Permissible flex rate f=100 per second
- Less deformation of belt cross-section
- Antistatic, oil & heat resistant
- ATEX certified FRAS belts are also available



Manufacturing Range		Weight per metre (Kgs)			
48 to 660 inch (La)		0.258			
Section	Dimensions		Angle Degree	Rec. Min Pulley Dia.	Minimum Order Qty.
	Topwidth(mm)	Thickness(mm)			
H5V	15.8	16	40	180 mm (de)	Ref. Page no. 83

e=17.5 mm

H5V / 15.8x16

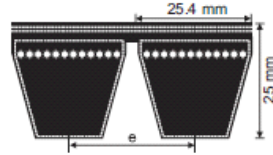
Belt Reference	Lp (mm)		Belt Reference	Lp (mm)		Belt Reference	Lp (mm)
H5V 500 15J	1270		H5V 1000 15J	2540		H5V 2000 15J	5080
H5V 530 15J	1346		H5V 1060 15J	2692		H5V 2120 15J	5385
H5V 560 15J	1422		H5V 1120 15J	2845		H5V 2240 15J	5690
H5V 600 15J	1524		H5V 1180 15J	2997		H5V 2360 15J	5994
H5V 630 15J	1600		H5V 1250 15J	3175		H5V 2500 15J	6350
H5V 670 15J	1702		H5V 1320 15J	3353		H5V 2650 15J	6731
H5V 710 15J	1803		H5V 1400 15J	3556		H5V 2800 15J	7112
H5V 750 15J	1905		H5V 1500 15J	3810		H5V 3000 15J	7620
H5V 800 15J	2032		H5V 1600 15J	4064		H5V 3150 15J	8001
H5V 850 15J	2159		H5V 1700 15J	4318		H5V 3350 15J	8509
H5V 900 15J	2286		H5V 1800 15J	4572		H5V 3550 15J	9017
H5V 950 15J	2413		H5V 1900 15J	4826			

• Recommended number of Ribs = 5 (Max)

BANDED BELT H8V

Features:

- Top width to height ratio is 1.2:1
- Temperature range: -18 C to +100 C
- Maximum recommended belt speed 30 m/sec
- High power construction
- Permissible flex rate $f=100$ per second
- Less deformation of belt cross-section
- Antistatic, oil & heat resistant
- ATEX certified FRAS belts are also available
- Recommended number of Ribs = 5 (Max)



Manufacturing Range	Weight per metre (Kgs)
98 to 664 inch (Lx)	0.669

Section	Dimensions		Angle Degree	Rec. Min Pulley Dia.	Minimum Order Qty.
	Topwidth(mm)	Thickness(mm)			
H8V	25.4	25	40	317 mm (dia)	Ref. Page no. 83

e=28.6 mm

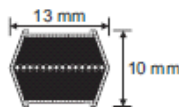
H8V / 25.4x25

Belt Reference	Lp (mm)		Belt Reference	Lp (mm)		Belt Reference	Lp (mm)
H8V 1000 25J	2540		H8V 2360 25J	5994		H8V 3750 25J	9525
H8V 1060 25J	2692		H8V 2500 25J	6350		H8V 4000 25J	10160
H8V 1120 25J	2845		H8V 2650 25J	6731		H8V 4250 25J	10795
H8V 1180 25J	2997		H8V 2800 25J	7112		H8V 4500 25J	11430
H8V 1250 25J	3175		H8V 3000 25J	7620		H8V 4750 25J	12065
H8V 1320 25J	3353		H8V 3150 25J	8000		H8V 5000 25J	12700
H8V 1400 25J	3556		H8V 3350 25J	8509		H8V 5250 25J	13335
H8V 2120 25J	5385		H8V 3550 25J	9017		H8V 5500 25J	13970
H8V 2240 25J	5690						

DOUBLE SIDED AA

Features :

- Temperature range : -18 C to +80 C
- Maximum recommended belt speed is 30 m/sec
- Antistatic, oil & heat resistant
- ATEX certified FRAS belts are also available



Manufacturing Range	Weight per metre (Kgs)
43 to 260 inch	0.150

Section	Dimensions		Angle Degree	Rec. Min Pulley Dia.	Minimum Order Qty.
	Topwidth(mm)	Thickness(mm)			
AA	13	10	40	80 mm (dp)	22

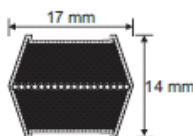
Nominal Length (Inches) : L/L_e

Belt Reference	Pitch Length (mm)	Li (inches)	Belt Reference	Pitch Length (mm)	Li (inches)	Belt Reference	Pitch Length (mm)	Li (inches)
AA 51	1331	51	AA 77	1992	77	AA 103	2652	103
AA 53	1382	53	AA 78	2017	78	AA 105	2703	105
AA 58	1509	58	AA 80	2068	80	AA 108	2779	108
AA 60	1560	60	AA 83	2144	83	AA 112	2881	112
AA 65	1687	65	AA 85	2195	85	AA 120	3084	120
AA 66	1712	66	AA 87	2246	87	AA 128	3287	128
AA 68	1763	68	AA 88	2271	88	AA 146	3744	146
AA 70	1814	70	AA 90	2322	90	AA 152	3897	152
AA 71	1839	71	AA 91	2347	91	AA 180	4608	180
AA 73	1890	73	AA 95	2449	95	AA 185	4735	185
AA 75	1941	75	AA 96	2474	96			
AA 76	1966	76	AA 102	2627	102			

DOUBLE SIDED BB

Features :

- Temperature range : -18 C to +80 C
- Maximum recommended belt speed is 30 m/sec
- Antistatic, oil & heat resistant
- ATEX certified FRAS belts are also available



Manufacturing Range	Weight per metre (Kgs)
40 to 660 inch	0.226

Section	Dimensions		Angle Degree	Rec. Min Pulley Dia.	Minimum Order Qty. (No. of V-Belts)
	Topwidth(mm)	Thickness(mm)			
BB	17	14	40	125 mm (dp)	Up to 120" : 25 pieces 121" & above : 15 pieces

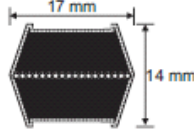
Nominal Length (Inches) : L_i

Belt Reference	Pitch Length (mm)	Li (inches)	Belt Reference	Pitch Length (mm)	Li (inches)	Belt Reference	Pitch Length (mm)	Li (inches)
BB 75	1948	75	BB 120	3091	120	BB 155	4056	158
BB 81	2100	81	BB 121	3116	121	BB 156	4158	162
BB 83	2151	83	BB 125	3218	125	BB 158	4183	163
BB 85	2202	85	BB 126	3243	126	BB 162	4437	173
BB 88	2278	88	BB 128	3294	128	BB 163	4183	73.94
BB 90	2329	90	BB 131	3370	131	BB 173	4437	78.49
BB 95	2456	95	BB 133	3421	133	BB 174	4463	174
BB 97	2507	97	BB 135	3472	135	BB 180	4615	180
BB 99	2558	99	BB 137	3523	137	BB 184	4717	184
BB 101	2608	101	BB 141	3624	141	BB 194	4971	194
BB 105	2710	105	BB 144	3701	144	BB 195	4996	195
BB 108	2786	108	BB 145	3726	145	BB 210	5377	210
BB 111	2862	111	BB 146	3751	146	BB 240	6139	240
BB 112	2888	112	BB 154	3955	154	BB 270	6901	270
BB 115	2964	115	BB 155	3980	155	BB 300	7663	300
BB 116	2989	116	BB 156	4005	156	BB 310	7917	310

DOUBLE SIDED CC

Features :

- Temperature range : -18 C to +80 C
- Maximum recommended belt speed is 30 m/sec
- Antistatic, oil & heat resistant
- ATEX certified FRAS belts are also available



Manufacturing Range		Weight per metre (Kgs)			
40 to 660 inch		0.226			
Section	Dimensions		Angle Degree	Rec. Min Pulley Dia.	Minimum Order Qty. (No. of V-Belts)
	Topwidth(mm)	Thickness(mm)			
BB	17	14	40	125 mm (dp)	Up to 120° : 25 pieces 121° & above : 15 pieces

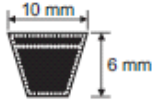
Nominal Length (Inches) : Li

Belt Reference	Pitch Length (mm)	Li (inches)	Belt Reference	Pitch Length (mm)	Li (inches)	Belt Reference	Pitch Length (mm)	Li (inches)
CC 75	1961	1961	CC 135	3485	135	CC 234	6000	234
CC 81	2113	2113	CC 144	3714	144	CC 240	6152	240
CC 85	2215	2215	CC 153	3942	153	CC 270	6914	270
CC 86	2240	2240	CC 158	4069	158	CC 300	7676	300
CC 90	2342	2342	CC 162	4171	162	CC 313	8006	313
CC 94	2444	2444	CC 165	4247	165	CC 330	8438	330
CC 96	2494	2494	CC 173	4450	173	CC 360	9200	360
CC 105	2723	2723	CC 180	4628	180	CC 390	9962	390
CC 106	2748	2748	CC 189	4857	189	CC 420	10724	420
CC 112	2901	2901	CC 193	4958	193			
CC 119	3079	119	CC 195	5009	195			
CC 120	3104	120	CC 204	5238	204			
CC 122	3155	122	CC 206	5288	206			
CC 126	3256	126	CC 210	5390	210			
CC 128	3307	128	CC 224	5746	224			

GARDEN BELT DRYB 3L

Features :

- High tensile strength
- Non extensibility
- High resistance to shock loads
- High resistance to wear and tear
- Reduced slippage while clutching
- High resistance to repeated reverse flexing
- High resistance to oil, heat and cracking



Manufacturing Range	Weight per metre (Kgs)
266 - 4064 mm	0.057

Section	Dimensions		Angle Degree	Rec. Min Pulley Dia.	Minimum Order Qty. (No. of V-Belts)
	Topwidth(mm)	Thickness(mm)			
3L	10	6	40	39 mm (de)	50

Nominal Length (inches) = Belt No./10 = La

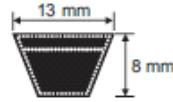
3L / 10x6

Belt Reference	Outside Length (mm)	La (mm)	Belt Reference	Outside Length (mm)	La (mm)	Belt Reference	Outside Length (mm)	La (mm)
DRYB-3L-K-110	11.0	279	DRYB-3L-K-340	34.0	864	DRYB-3L-K-550	55.0	1397
DRYB-3L-K-120	12.0	305	DRYB-3L-K-350	35.0	889	DRYB-3L-K-560	56.0	1422
DRYB-3L-K-130	13.0	330	DRYB-3L-K-355	35.5	902	DRYB-3L-K-570	57.0	1448
DRYB-3L-K-140	14.0	356	DRYB-3L-K-360	36.0	914	DRYB-3L-K-580	58.0	1473
DRYB-3L-K-150	15.0	381	DRYB-3L-K-365	36.5	927	DRYB-3L-K-590	59.0	1499
DRYB-3L-K-160	16.0	406	DRYB-3L-K-370	37.0	940	DRYB-3L-K-600	60.0	1524
DRYB-3L-K-170	17.0	432	DRYB-3L-K-380	38.0	965	DRYB-3L-K-610	61.0	1549
DRYB-3L-K-180	18.0	457	DRYB-3L-K-385	38.5	978	DRYB-3L-K-620	62.0	1575
DRYB-3L-K-190	19.0	483	DRYB-3L-K-390	39.0	991	DRYB-3L-K-630	63.0	1600
DRYB-3L-K-200	20.0	508	DRYB-3L-K-400	40.0	1016	DRYB-3L-K-640	64.0	1626
DRYB-3L-K-210	21.0	533	DRYB-3L-K-405	40.5	1029	DRYB-3L-K-650	65.0	1651
DRYB-3L-K-220	22.0	559	DRYB-3L-K-410	41.0	1041	DRYB-3L-K-660	66.0	1676
DRYB-3L-K-230	23.0	584	DRYB-3L-K-415	41.5	1054	DRYB-3L-K-670	67.0	1702
DRYB-3L-K-235	23.5	597	DRYB-3L-K-420	42.0	1067	DRYB-3L-K-680	68.0	1727
DRYB-3L-K-240	24.0	610	DRYB-3L-K-430	43.0	1092	DRYB-3L-K-690	69.0	1753
DRYB-3L-K-250	25.0	635	DRYB-3L-K-440	44.0	1118	DRYB-3L-K-700	70.0	1778
DRYB-3L-K-260	26.0	660	DRYB-3L-K-450	45.0	1143	DRYB-3L-K-710	71.0	1803
DRYB-3L-K-270	27.0	686	DRYB-3L-K-460	46.0	1168	DRYB-3L-K-720	72.0	1829
DRYB-3L-K-280	28.0	711	DRYB-3L-K-470	47.0	1194	DRYB-3L-K-730	73.0	1854
DRYB-3L-K-290	29.0	737	DRYB-3L-K-480	48.0	1219	DRYB-3L-K-740	74.0	1880
DRYB-3L-K-295	29.5	749	DRYB-3L-K-490	49.0	1245	DRYB-3L-K-750	75.0	1905
DRYB-3L-K-300	30.0	762	DRYB-3L-K-500	50.0	1270	DRYB-3L-K-760	76.0	1930
DRYB-3L-K-310	31.0	787	DRYB-3L-K-510	51.0	1295	DRYB-3L-K-770	77.0	1956
DRYB-3L-K-315	31.5	800	DRYB-3L-K-520	52.0	1321	DRYB-3L-K-780	78.0	1981
DRYB-3L-K-320	32.0	813	DRYB-3L-K-530	53.0	1346	DRYB-3L-K-790	79.0	2007
DRYB-3L-K-330	33.0	838	DRYB-3L-K-540	54.0	1372			

GARDEN BELT DRYB 4L

Features :

- High tensile strength
- Non extensibility
- High resistance to shock loads
- High resistance to wear and tear
- Reduced slippage while clutching
- High resistance to repeated reverse flexing
- High resistance to oil, heat and cracking



Manufacturing Range	Weight per metre (Kgs)
381 - 9144 mm	0.104

Section	Dimensions		Angle Degree	Rec. Min Pulley Dia.	Minimum Order Qty. (No. of V-Belts)
	Topwidth(mm)	Thickness(mm)			
4L	13	8	40	64 mm (de)	Up to 120° : 45 pieces 120° & above : 20 pieces

Nominal Length (inches) = Belt No./10 = La

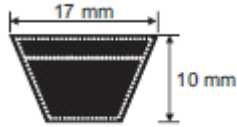
4L / 13x8

Belt Reference	Outside Length (mm)	La (mm)	Belt Reference	Outside Length (mm)	La (mm)	Belt Reference	Outside Length (mm)	La (mm)
DRYB-4L-K-170	17.0	432	DRYB-4L-K-455	45.5	1156	DRYB-4L-K-830	83.0	2108
DRYB-4L-K-180	18.0	457	DRYB-4L-K-460	46.0	1168	DRYB-4L-K-840	84.0	2134
DRYB-4L-K-190	19.0	483	DRYB-4L-K-470	47.0	1194	DRYB-4L-K-850	85.0	2159
DRYB-4L-K-200	20.0	508	DRYB-4L-K-480	48.0	1219	DRYB-4L-K-860	86.0	2184
DRYB-4L-K-210	21.0	533	DRYB-4L-K-490	49.0	1245	DRYB-4L-K-870	87.0	2210
DRYB-4L-K-215	21.5	546	DRYB-4L-K-495	49.5	1257	DRYB-4L-K-880	88.0	2235
DRYB-4L-K-220	22.0	559	DRYB-4L-K-500	50.0	1270	DRYB-4L-K-885	88.5	2248
DRYB-4L-K-230	23.0	584	DRYB-4L-K-510	51.0	1295	DRYB-4L-K-890	89.0	2261
DRYB-4L-K-240	24.0	610	DRYB-4L-K-520	52.0	1321	DRYB-4L-K-895	89.5	2273
DRYB-4L-K-250	25.0	635	DRYB-4L-K-530	53.0	1346	DRYB-4L-K-900	90.0	2286
DRYB-4L-K-260	26.0	660	DRYB-4L-K-540	54.0	1372	DRYB-4L-K-905	90.5	2299
DRYB-4L-K-270	27.0	686	DRYB-4L-K-550	55.0	1397	DRYB-4L-K-910	91.0	2311
DRYB-4L-K-280	28.0	711	DRYB-4L-K-560	56.0	1422	DRYB-4L-K-920	92.0	2337
DRYB-4L-K-290	29.0	737	DRYB-4L-K-570	57.0	1448	DRYB-4L-K-925	92.5	2350
DRYB-4L-K-295	29.5	749	DRYB-4L-K-580	58.0	1473	DRYB-4L-K-930	93.0	2362
DRYB-4L-K-300	30.0	762	DRYB-4L-K-590	59.0	1499	DRYB-4L-K-940	94.0	2388
DRYB-4L-K-305	30.5	775	DRYB-4L-K-600	60.0	1524	DRYB-4L-K-950	95.0	2413
DRYB-4L-K-310	31.0	787	DRYB-4L-K-610	61.0	1549	DRYB-4L-K-960	96.0	2438
DRYB-4L-K-315	31.5	800	DRYB-4L-K-620	62.0	1575	DRYB-4L-K-970	97.0	2464
DRYB-4L-K-320	32.0	813	DRYB-4L-K-630	63.0	1600	DRYB-4L-K-980	98.0	2489
DRYB-4L-K-325	32.5	826	DRYB-4L-K-640	64.0	1626	DRYB-4L-K-990	99.0	2515
DRYB-4L-K-330	33.0	838	DRYB-4L-K-650	65.0	1651	DRYB-4L-K-995	99.5	2527
DRYB-4L-K-335	33.5	851	DRYB-4L-K-660	66.0	1676	DRYB-4L-K-1000	100.0	2540
DRYB-4L-K-340	34.0	864	DRYB-4L-K-665	66.5	1689	DRYB-4L-K-1010	101.0	2565
DRYB-4L-K-345	34.5	876	DRYB-4L-K-670	67.0	1702	DRYB-4L-K-1020	102.0	2591
DRYB-4L-K-350	35.0	889	DRYB-4L-K-680	68.0	1727	DRYB-4L-K-1030	103.0	2616
DRYB-4L-K-355	35.5	902	DRYB-4L-K-690	69.0	1753	DRYB-4L-K-1040	104.0	2642
DRYB-4L-K-360	36.0	914	DRYB-4L-K-700	70.0	1778	DRYB-4L-K-1045	104.5	2654
DRYB-4L-K-370	37.0	940	DRYB-4L-K-710	71.0	1803	DRYB-4L-K-1050	105.0	2667
DRYB-4L-K-375	37.5	953	DRYB-4L-K-720	72.0	1829	DRYB-4L-K-1060	106.0	2692
DRYB-4L-K-380	38.0	965	DRYB-4L-K-730	73.0	1854	DRYB-4L-K-1070	107.0	2718
DRYB-4L-K-390	39.0	991	DRYB-4L-K-740	74.0	1880	DRYB-4L-K-1080	108.0	2743
DRYB-4L-K-395	39.5	1003	DRYB-4L-K-750	75.0	1905	DRYB-4L-K-1110	111.0	2819
DRYB-4L-K-400	40.0	1016	DRYB-4L-K-760	76.0	1930	DRYB-4L-K-1120	112.0	2845
DRYB-4L-K-405	40.5	1029	DRYB-4L-K-770	77.0	1956	DRYB-4L-K-1130	113.0	2870
DRYB-4L-K-410	41.0	1041	DRYB-4L-K-780	78.0	1981	DRYB-4L-K-1160	116.0	2946
DRYB-4L-K-420	42.0	1067	DRYB-4L-K-785	78.5	1994	DRYB-4L-K-1200	120.0	3048
DRYB-4L-K-425	42.5	1080	DRYB-4L-K-790	79.0	2007	DRYB-4L-K-1260	126.0	3200
DRYB-4L-K-430	43.0	1092	DRYB-4L-K-800	80.0	2032	DRYB-4L-K-1390	139.0	3531
DRYB-4L-K-440	44.0	1118	DRYB-4L-K-810	81.0	2057	DRYB-4L-K-1580	158.0	4013
DRYB-4L-K-450	45.0	1143	DRYB-4L-K-820	82.0	2083			

GARDEN BELT DRYB 5L

Features :

- High tensile strength
- Non extensibility
- High resistance to shock loads
- High resistance to wear and tear
- Reduced slippage while clutching
- High resistance to repeated reverse flexing
- High resistance to oil, heat and cracking



Manufacturing Range	Weight per metre (Kgs)
533 - 5588 mm (La)	0.157

Section	Dimensions		Angle Degree	Rec. Min Pulley Dia.	Minimum Order Qty. (No. of V-Belts)
	Topwidth(mm)	Thickness(mm)			
5L	17	10	40	89 mm (de)	30

Nominal Length (inches) = Belt No./10 = La

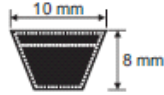
5L / 17x10

Belt Reference	Outside Length (mm)	La (mm)	Belt Reference	Outside Length (mm)	La (mm)	Belt Reference	Outside Length (mm)	La (mm)
DRYB-5L-K-230	23.0	584	DRYB-5L-K-520	52.0	1321	DRYB-5L-K-820	82.0	2083
DRYB-5L-K-240	24.0	610	DRYB-5L-K-530	53.0	1346	DRYB-5L-K-830	83.0	2108
DRYB-5L-K-250	25.0	635	DRYB-5L-K-540	54.0	1372	DRYB-5L-K-840	84.0	2134
DRYB-5L-K-260	26.0	660	DRYB-5L-K-550	55.0	1397	DRYB-5L-K-850	85.0	2159
DRYB-5L-K-270	27.0	686	DRYB-5L-K-560	56.0	1422	DRYB-5L-K-860	86.0	2184
DRYB-5L-K-280	28.0	711	DRYB-5L-K-570	57.0	1448	DRYB-5L-K-870	87.0	2210
DRYB-5L-K-290	29.0	737	DRYB-5L-K-580	58.0	1473	DRYB-5L-K-880	88.0	2235
DRYB-5L-K-300	30.0	762	DRYB-5L-K-590	59.0	1499	DRYB-5L-K-890	89.0	2261
DRYB-5L-K-310	31.0	787	DRYB-5L-K-600	60.0	1524	DRYB-5L-K-900	90.0	2286
DRYB-5L-K-320	32.0	813	DRYB-5L-K-610	61.0	1549	DRYB-5L-K-910	91.0	2311
DRYB-5L-K-330	33.0	838	DRYB-5L-K-620	62.0	1575	DRYB-5L-K-920	92.0	2337
DRYB-5L-K-340	34.0	864	DRYB-5L-K-630	63.0	1600	DRYB-5L-K-930	93.0	2362
DRYB-5L-K-350	35.0	889	DRYB-5L-K-640	64.0	1626	DRYB-5L-K-940	94.0	2388
DRYB-5L-K-360	36.0	914	DRYB-5L-K-650	65.0	1651	DRYB-5L-K-950	95.0	2413
DRYB-5L-K-370	37.0	940	DRYB-5L-K-660	66.0	1676	DRYB-5L-K-960	96.0	2438
DRYB-5L-K-380	38.0	965	DRYB-5L-K-670	67.0	1702	DRYB-5L-K-970	97.0	2464
DRYB-5L-K-390	39.0	991	DRYB-5L-K-680	68.0	1727	DRYB-5L-K-980	98.0	2489
DRYB-5L-K-400	40.0	1016	DRYB-5L-K-690	69.0	1753	DRYB-5L-K-990	99.0	2515
DRYB-5L-K-410	41.0	1041	DRYB-5L-K-700	70.0	1778	DRYB-5L-K-1000	100.0	2540
DRYB-5L-K-415	41.5	1054	DRYB-5L-K-710	71.0	1803	DRYB-5L-K-1010	101.0	2565
DRYB-5L-K-420	42.0	1067	DRYB-5L-K-720	72.0	1829	DRYB-5L-K-1020	102.0	2591
DRYB-5L-K-430	43.0	1092	DRYB-5L-K-730	73.0	1854	DRYB-5L-K-1030	103.0	2616
DRYB-5L-K-440	44.0	1118	DRYB-5L-K-740	74.0	1880	DRYB-5L-K-1040	104.0	2642
DRYB-5L-K-450	45.0	1143	DRYB-5L-K-750	75.0	1905	DRYB-5L-K-1050	105.0	2667
DRYB-5L-K-460	46.0	1168	DRYB-5L-K-760	76.0	1930	DRYB-5L-K-1060	106.0	2692
DRYB-5L-K-470	47.0	1194	DRYB-5L-K-770	77.0	1956	DRYB-5L-K-1070	107.0	2718
DRYB-5L-K-480	48.0	1219	DRYB-5L-K-780	78.0	1981	DRYB-5L-K-1080	108.0	2743
DRYB-5L-K-490	49.0	1245	DRYB-5L-K-790	79.0	2007	DRYB-5L-K-1090	109.0	2769
DRYB-5L-K-500	50.0	1270	DRYB-5L-K-800	80.0	2032	DRYB-5L-K-1100	110.0	2794
DRYB-5L-K-510	51.0	1295	DRYB-5L-K-810	81.0	2057			

AUTOMOTIVE BELT AVX10

Features :

- Maximum power transmission • Antistatic
- Moulded cogs for extra flexibility
- Resistant to Oil & Heat
- Good abrasion resistance
- Low stretch
- Smooth on high speed engines
- High power transmission on small pulley diameters



Manufacturing Range	Weight per metre (Kgs)
600 - 5130 mm (La)	0.0713



Section	Dimensions		Angle Degree	Rec. Min Pulley Dia.	Minimum Order Qty. (No. of V-Belts)
	Topwidth(mm)	Thickness(mm)			
AVX10	10	8	36	56 mm (φ)	40

Nominal Length = Outside Length in MM (La)

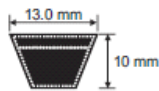
AVX10

Belt Reference	Outside Length (mm)	Belt Reference	Outside Length (mm)	Belt Reference	Outside Length (mm)	Belt Reference	Outside Length (mm)
AVX10 0600	600	AVX10 0800	800	AVX10 1013	1013	AVX10 1225	1225
AVX10 0613	613	AVX10 0813	813	AVX10 1025	1025	AVX10 1237	1237
AVX10 0625	625	AVX10 0825	825	AVX10 1037	1037	AVX10 1250	1250
AVX10 0637	637	AVX10 0837	837	AVX10 1050	1050	AVX10 1275	1275
AVX10 0650	650	AVX10 0850	850	AVX10 1055	1055	AVX10 1287	1287
AVX10 0663	663	AVX10 0863	863	AVX10 1063	1063	AVX10 1300	1300
AVX10 0675	675	AVX10 0875	875	AVX10 1075	1075	AVX10 1325	1325
AVX10 0687	687	AVX10 0887	887	AVX10 1087	1087	AVX10 1337	1337
AVX10 0700	700	AVX10 0900	900	AVX10 1100	1100	AVX10 1350	1350
AVX10 0713	713	AVX10 0913	913	AVX10 1113	1113	AVX10 1375	1375
AVX10 0725	725	AVX10 0925	925	AVX10 1125	1125	AVX10 1400	1400
AVX10 0730	730	AVX10 0937	937	AVX10 1137	1137	AVX10 1450	1450
AVX10 0737	737	AVX10 0950	950	AVX10 1150	1150		
AVX10 0750	750	AVX10 0963	963	AVX10 1163	1163		
AVX10 0763	763	AVX10 0975	975	AVX10 1175	1175		
AVX10 0705	775	AVX10 0987	987	AVX10 1200	1200		
AVX10 0787	787	AVX10 1000	1000	AVX10 1213	1213		

AUTOMOTIVE BELT AVX11

Features :

- Maximum power transmission • Antistatic
- Moulded cogs for extra flexibility
- Resistant to Oil & Heat
- Good abrasion resistance
- Low stretch
- High power transmission on small pulley diameters
- Smooth on high speed engines



Manufacturing Range	Weight per metre (Kgs)
600 - 5143 mm (La)	0.122



Section	Dimensions		Angle Degree	Rec. Min Pulley Dia.	Minimum Order Qty. (No. of V-Belts)
	Topwidth(mm)	Thickness(mm)			
AVX11	13.0	10	36	71 mm (φ)	30

Nominal Length = Outside Length in MM (La)

AVX11

Belt Reference	Outside Length (mm)	Belt Reference	Outside Length (mm)	Belt Reference	Outside Length (mm)	Belt Reference	Outside Length (mm)
AVX11 0650	650	AVX11 0775	775	AVX11 0875	875	AVX11 1030	1030
AVX11 0675	675	AVX11 0787	787	AVX11 0887	887	AVX11 1037	1037
AVX11 0687	687	AVX11 0790	790	AVX11 0913	913	AVX11 1163	1163
AVX11 0713	713	AVX11 0800	800	AVX11 0950	950	AVX11 1175	1175
AVX11 0730	730	AVX11 0825	825	AVX11 0975	975	AVX11 1363	1363
AVX11 0750	750	AVX11 0850	850	AVX11 1000	1000		
AVX11 0763	763	AVX11 0863	863	AVX11 1013	1013		

AUTOMOTIVE BELT AVX13

Features :

- Maximum power transmission • Antistatic
- Moulded cogs for extra flexibility
- Resistant to Oil & Heat
- Good abrasion resistance
- Low stretch
- Smooth on high speed engines
- High power transmission on small pulley diameters

Manufacturing Range	Weight per metre (Kgs)
600 - 5143 mm (La)	0.122



Section	Dimensions		Angle Degree	Rec. Min Pulley Dia.	Minimum Order Qty. (No. of V-Belts)
	Topwidth(mm)	Thickness(mm)			
AVX13	13.0	10	36	71 mm (Φ)	30

Nominal Length = Outside Length in MM (La)

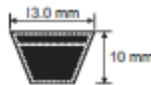
AVX13

Belt Reference	Outside Length (mm)	Belt Reference	Outside Length (mm)	Belt Reference	Outside Length (mm)	Belt Reference	Outside Length (mm)
AVX13 0613	613	AVX13 0837	837	AVX13 1050	1050	AVX13 1325	1325
AVX13 0625	625	AVX13 0850	850	AVX13 1063	1063	AVX13 1350	1350
AVX13 0650	650	AVX13 0875	875	AVX13 1075	1075	AVX13 1375	1375
AVX13 0675	675	AVX13 0887	887	AVX13 1087	1087	AVX13 1400	1400
AVX13 0700	700	AVX13 0890	890	AVX13 1100	1100	AVX13 1425	1425
AVX13 0713	713	AVX13 0900	900	AVX13 1125	1125	AVX13 1450	1450
AVX13 0725	725	AVX13 0925	925	AVX13 1137	1137	AVX13 1475	1475
AVX13 0750	750	AVX13 0950	950	AVX13 1150	1150	AVX13 1500	1500
AVX13 0763	763	AVX13 0963	963	AVX13 1163	1163	AVX13 1525	1525
AVX13 0775	775	AVX13 0975	975	AVX13 1175	1175	AVX13 1550	1550
AVX13 0787	787	AVX13 0987	987	AVX13 1200	1200	AVX13 1600	1600
AVX13 0790	790	AVX13 1000	1000	AVX13 1225	1225	AVX13 1825	1825
AVX13 0800	800	AVX13 1013	1013	AVX13 1250	1250		
AVX13 0813	813	AVX13 1025	1025	AVX13 1275	1275		
AVX13 0825	825	AVX13 1037	1037	AVX13 1300	1300		

AUTOMOTIVE BELT AVX17

Features :

- Maximum power transmission • Antistatic
- Moulded cogs for extra flexibility
- Resistant to Oil & Heat
- Good abrasion resistance
- Low stretch
- Smooth on high speed engines
- High power transmission on small pulley diameters



Manufacturing Range	Weight per metre (Kgs)
600 - 5143 mm (La)	0.122



Section	Dimensions		Angle Degree	Rec. Min Pulley Dia.	Minimum Order Qty. (No. of V-Belts)
	Topwidth(mm)	Thickness(mm)			
AVX17	13.0	10	36	71 mm (Φ)	30

Nominal Length = Outside Length in MM (La)

AVX17

Belt Reference	Outside Length (mm)	Belt Reference	Outside Length (mm)	Belt Reference	Outside Length (mm)	Belt Reference	Outside Length (mm)
AVX17 0837	837	AVX17 1000	1000	AVX17 1070	1070	AVX17 1175	1175
AVX17 0850	850	AVX17 1013	1013	AVX17 1075	1075	AVX17 1200	1200
AVX17 0875	875	AVX17 1020	1020	AVX17 1095	1095	AVX17 1225	1225
AVX17 0950	950	AVX17 1045	1045	AVX17 1113	1113	AVX17 1325	1325
AVX17 0970	970	AVX17 1050	1050	AVX17 1150	1150	AVX17 1375	1375

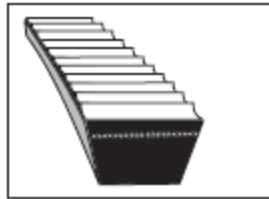
SPECIAL APPLICATION BELTS



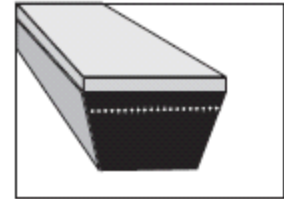
Aramid Cord Belts (Wrapped)




Profile Top : PT-6



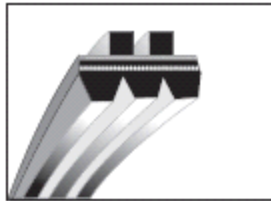
Profile Top : PT-7



Profile Top : PT-0




Profile Top : PT-HC



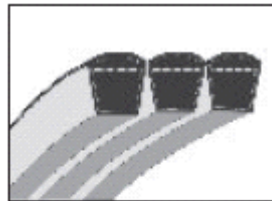
Profile Top : 2 TP



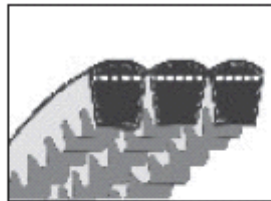
Aramid Cord Belts
(Cut Edge Cogged)




Double Sided (Cogged Belts)



Wrap Banded Belts



Cut Edge Banded Belts



Vari Speed (Wrapped)



Vari Speed (Cogged)



Elasticated Poly Belt



Double Sided (Poly Belts)



Synchronous Belt with
V-Poly profile



A/S Dansk Kugleleje Center, Mileparken 29, DK-2730 Herlev, Fax: 44 84 56 20

Tlf. 44 843 388 – dkc@dkc-as.dk